


# METAL LATHE TOOLING




**COBALT 10% LATHE TOOL BITS**


Ref. CT1

**HSSCo  
10%**
**DIN  
4964**
**B  
NORM**
**TOL  
h14**

SQUARE



CT1									
□ x L <sub>1</sub> mm	€	□ x L <sub>1</sub> mm	€	□ x L <sub>1</sub> mm	€	□ x L <sub>1</sub> mm	€	□ x L <sub>1</sub> mm	€
4 x 4 x 80	6,13	6 x 6 x 100	9,72	8 x 8 x 200	27,48	12 x 12 x 100	26,62	16 x 16 x 125	71,65
4 x 4 x 100	9,68	6 x 6 x 125	12,05	10 x 10 x 63	13,53	12 x 12 x 125	37,41	16 x 16 x 160	78,44
4 x 4 x 150	14,05	6 x 6 x 160	15,65	10 x 10 x 80	16,91	12 x 12 x 160	43,27	16 x 16 x 200	90,70
4 x 4 x 200	19,99	6 x 6 x 200	19,44	10 x 10 x 100	21,35	12 x 12 x 200	55,51	18 x 18 x 160	89,49
5 x 5 x 80	8,45	8 x 8 x 63	8,45	10 x 10 x 125	28,75	14 x 14 x 100	35,30	18 x 18 x 200	106,87
5 x 5 x 100	12,95	8 x 8 x 80	10,78	10 x 10 x 160	35,63	14 x 14 x 125	42,91	20 x 20 x 160	121,76
5 x 5 x 150	18,18	8 x 8 x 100	13,53	10 x 10 x 200	42,71	14 x 14 x 160	57,72	20 x 20 x 200	137,74
5 x 5 x 200	24,83	8 x 8 x 125	20,09	12 x 12 x 63	18,18	14 x 14 x 200	61,90	25 x 25 x 160	194,27
6 x 6 x 80	7,83	8 x 8 x 160	21,56	12 x 12 x 80	24,09	16 x 16 x 100	45,87	25 x 25 x 200	215,82



Ref. CT2

**HSSCo  
10%**
**DIN  
4964**
**A  
NORM**
**TOL  
h8**

CYLINDRICAL



CT2									
∅ x L <sub>1</sub> mm	€	∅ x L <sub>1</sub> mm	€	∅ x L <sub>1</sub> mm	€	∅ x L <sub>1</sub> mm	€	∅ x L <sub>1</sub> mm	€
3 x 100	6,11	6 x 63	5,63	8 x 100	12,29	10 x 100	17,54	14 x 200	73,06
4 x 63	5,16	6 x 80	7,28	8 x 125	19,48	10 x 160	32,78	16 x 125	41,52
4 x 80	6,34	6 x 100	8,94	8 x 160	19,65	10 x 200	40,49	16 x 160	56,99
4 x 100	8,40	6 x 160	12,95	8 x 200	22,34	12 x 80	18,75	16 x 200	73,06
4 x 150	12,63	6 x 200	15,64	9 x 100	18,84	12 x 100	18,37	18 x 160	109,99
5 x 63	5,16	7 x 100	13,78	9 x 150	31,63	12 x 125	31,66	18 x 200	140,90
5 x 80	6,34	7 x 150	18,50	9 x 200	37,46	12 x 160	47,37	20 x 160	127,56
5 x 100	11,26	7 x 200	20,27	10 x 63	12,44	12 x 200	52,39	20 x 200	141,93
5 x 150	14,20	8 x 63	7,74	10 x 80	14,31	14 x 160	56,99	25 x 200	321,71
5 x 200	17,94	8 x 80	10,32						

COBALT 10% LATHE TOOL BITS



Ref. CT3

**HSSCo 10%**   **DIN 4964**   **D NORM**   **TOL h14**

RECTANGULAR




CT3									
h x h <sub>1</sub> x L <sub>1</sub> mm	€	h x h <sub>1</sub> x L <sub>1</sub> mm	€	h x h <sub>1</sub> x L <sub>1</sub> mm	€	h x h <sub>1</sub> x L <sub>1</sub> mm	€	h x h <sub>1</sub> x L <sub>1</sub> mm	€
8 x 4 x 100	11,15	12 x 8 x 160	44,88	15 x 5 x 200	55,90	16 x 10 x 160	70,82	20 x 10 x 200	96,76
10 x 5 x 160	29,32	12 x 8 x 200	55,04	16 x 4 x 80	18,94	16 x 10 x 200	86,38	20 x 12 x 160	85,86
10 x 5 x 200	35,28	15 x 3 x 150	34,68	16 x 4 x 100	23,60	20 x 4 x 150	54,25	20 x 12 x 200	106,88
10 x 6 x 160	35,28	15 x 3 x 200	42,26	16 x 4 x 160	38,13	20 x 4 x 200	67,57	25 x 6 x 160	61,23
10 x 6 x 200	43,58	15 x 4 x 150	39,85	16 x 8 x 160	52,91	20 x 5 x 160	51,88	25 x 6 x 200	74,17
12 x 6 x 160	37,61	15 x 4 x 200	48,66	16 x 8 x 200	64,33	20 x 5 x 200	64,59	25 x 12 x 200	140,07
12 x 6 x 200	44,61	15 x 5 x 150	45,87	16 x 10 x 100	41,51	20 x 10 x 160	77,82		




Ref. CT4

**HSSCo 10%**   **DIN 4964**   **E NORM**   **TOL h12**

TRAPEZOID



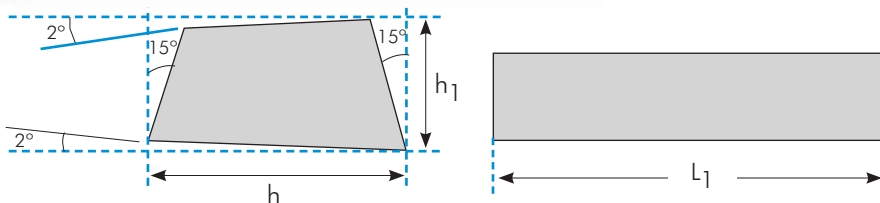
CT4			
h x h <sub>1</sub> x L <sub>1</sub> mm	€	h x h <sub>1</sub> x L <sub>1</sub> mm	€
12 x 3,0 x 160	20,99	19 x 3,50 x 125	37,54
13 x 2,5 x 100	27,60	20 x 5,00 x 160	53,34
15 x 2,5 x 100	29,99	20 x 5,00 x 200	73,69
16 x 4,0 x 160	42,41	25 x 6,00 x 160	64,90



Ref. CT5

**HSSCo 10%**   **DIN 4964**   **INDEX 1 NORM**   **TOL h12**

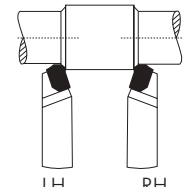
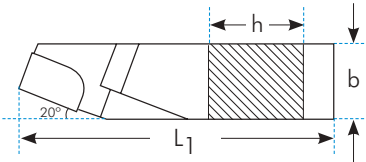
IRREGULAR TRAPEZOID



CT5	
h x h <sub>1</sub> x L <sub>1</sub> mm	€
13 x 2,5 x 100	30,08
15 x 2,5 x 100	32,70
19 x 3,5 x 125	40,92

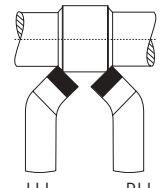
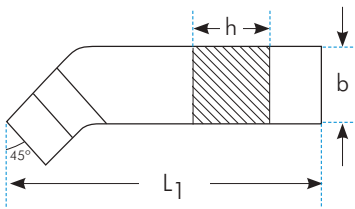
**CARBIDE TIPPED LATHE TOOL BITS**

 Ref. CT5MD  
 Ref. CT5IMD

**DIN**  
**4971**
**P-20**
**K-10**
**ISO**  
**1**
**FINISHING**

 LH left hand  
 RH right hand

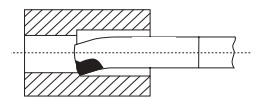
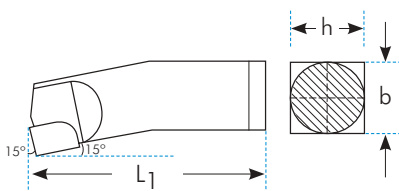
P20		K10		h x b x L <sub>1</sub> mm	€
RIGHT HAND	LEFT HAND	RIGHT HAND	LEFT HAND		
CT5MD10x10x90P	CT5IMD10x10x90P	CT5MD10x10x90K	CT5IMD10x10x90K	10 x 10 x 90	8,11
CT5MD12x12x100P	CT5IMD12x12x100P	CT5MD12x12x100K	CT5IMD12x12x100K	12 x 12 x 100	8,72
CT5MD16x16x110P	CT5IMD16x16x110P	CT5MD16x16x110K	CT5IMD16x16x110K	16 x 16 x 110	10,96
CT5MD20x20x125P	CT5IMD20x20x125P	CT5MD20x20x125K	CT5IMD20x20x125K	20 x 20 x 125	14,96
CT5MD25x25x140P	CT5IMD25x25x140P	CT5MD25x25x140K	CT5IMD25x25x140K	25 x 25 x 140	22,13

 Ref. CT1MD  
 Ref. CT1IMD

**DIN**  
**4972**
**P-20**
**K-10**
**ISO**  
**2**
**TAPERING 45°**

 LH left hand  
 RH right hand

P20		K10		h x b x L <sub>1</sub> mm	€
RIGHT HAND	LEFT HAND	RIGHT HAND	LEFT HAND		
CT1MD12x12x100P	CT1IMD12x12x100P	CT1MD12x12x100K	CT1IMD12x12x100K	12 x 12 x 100	9,68
CT1MD16x16x110P	CT1IMD16x16x110P	CT1MD16x16x110K	CT1IMD16x16x110K	16 x 16 x 110	12,06
CT1MD20x20x125P	CT1IMD20x20x125P	CT1MD20x20x125K	CT1IMD20x20x125K	20 x 20 x 125	15,33
CT1MD25x25x140P	CT1IMD25x25x140P	CT1MD25x25x140K	CT1IMD25x25x140K	25 x 25 x 140	21,68

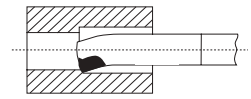
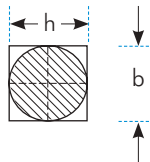
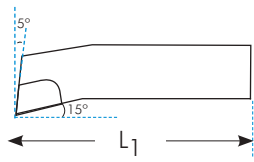
Ref. CT7MD

**DIN**  
**4973**
**P-20**
**K-10**
**ISO**  
**8**
**REAMING**

 RH  
 right hand

P20	K10	h x b x L <sub>1</sub> mm	€
RIGHT HAND	RIGHT HAND		
CT7MD8x8x125P	CT7MD8x8x125K	8 x 8 x 125	11,60
CT7MD10x10x125P	CT7MD10x10x125K	10 x 10 x 125	11,95
CT7MD12x12x180P	CT7MD12x12x180K	12 x 12 x 180	12,29
CT7MD16x16x210P	CT7MD16x16x210K	16 x 16 x 210	13,78
CT7MD20x20x250P	CT7MD20x20x250K	20 x 20 x 250	17,91
CT7MD25x25x300P	CT7MD25x25x300K	25 x 25 x 300	28,20

**CARBIDE TIPPED LATHE TOOL BITS**

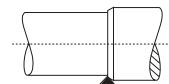
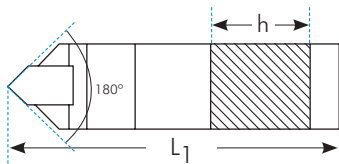
Ref. CT4MD DIN 4974 P-20 K-10 ISO 9 REAMING



RH  
right hand

P20	K10		
RIGHT HAND	RIGHT HAND	h x b x L1 mm	€
CT4MD8x8x125P	CT4MD8x8x125K	8 x 8 x 125	11,95
CT4MD10x10x150P	CT4MD10x10x150K	10 x 10 x 150	11,80
CT4MD12x12x180P	CT4MD12x12x180K	12 x 12 x 180	12,51
CT4MD16x16x210P	CT4MD16x16x210K	16 x 16 x 210	14,90
CT4MD20x20x250P	CT4MD20x20x250K	20 x 20 x 250	18,84
CT4MD25x25x300P	CT4MD25x25x300K	25 x 25 x 300	28,61
CT4MD32x32x355P	CT4MD32x32x355K	32 x 32 x 355	50,36

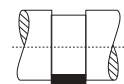
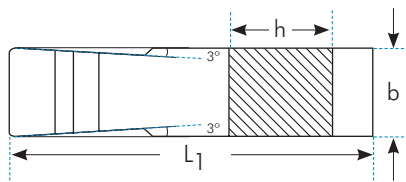
Ref. CT6MD DIN 4975 P-20 K-10 ISO 10 FINISHING



Straight

P20	K10		
STRAIGHT	STRAIGHT	h x b x L1 mm	€
CT6MD16x10x110P	CT6MD16x10x110K	16 x 10 x 110	8,93
CT6MD20x12x125P	CT6MD20x12x125K	20 x 12 x 125	10,34
CT6MD25x16x140P	CT6MD25x16x140K	25 x 16 x 140	13,18
CT6MD32x20x170P	CT6MD32x20x170K	32 x 20 x 170	29,63

Ref. CT8MD DIN 4976 P-20 K-10 ISO 4 WIDTH GROOVING



Straight

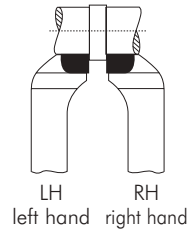
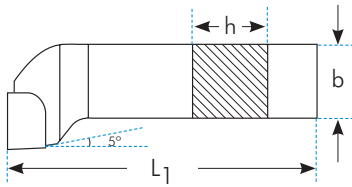
P20	K10		
STRAIGHT	STRAIGHT	h x b x L1 mm	€
CT8MD16x10x110P	CT8MD16x10x110K	16 x 10 x 110	10,73
CT8MD20x12x125P	CT8MD20x12x125K	20 x 12 x 125	11,77
CT8MD25x16x140P	CT8MD25x16x140K	25 x 16 x 140	16,60
CT8MD32x20x170P	CT8MD32x20x170K	32 x 20 x 170	24,47

**CARBIDE TIPPED LATHE TOOL BITS**

 Ref. CT10MD  
 Ref. CT10IMD

**DIN**  
**4977**
**P-20**
**K-10**
**ISO**  
**5**

FRONT CUTTING

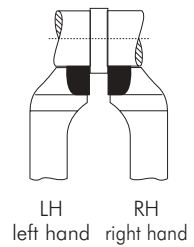
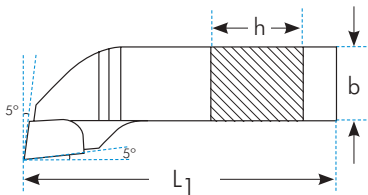


P20		K10		h x b x L1 mm	€
RIGHT HAND	LEFT HAND	RIGHT HAND	LEFT HAND		
CT10MD10x10x90P	CT10IMD10x10x90P	CT10MD10x10x90K	CT10IMD10x10x90K	10 x 10 x 90	9,05
CT10MD12x12x100P	CT10IMD12x12x100P	CT10MD12x12x100K	CT10IMD12x12x100K	12 x 12 x 100	10,36
CT10MD16x16x110P	CT10IMD16x16x110P	CT10MD16x16x110K	CT10IMD16x16x110K	16 x 16 x 110	11,38
CT10MD20x20x125P	CT10IMD20x20x125P	CT10MD20x20x125K	CT10IMD20x20x125K	20 x 20 x 125	14,60
CT10MD25x25x140P	CT10IMD25x25x140P	CT10MD25x25x140K	CT10IMD25x25x140K	25 x 25 x 140	22,47

 Ref. CT11MD  
 Ref. CT11IMD

**DIN**  
**4978**
**P-20**
**K-10**
**ISO**  
**3**

LATERAL CUTTING

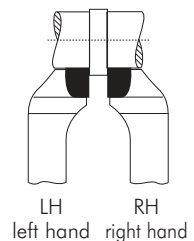
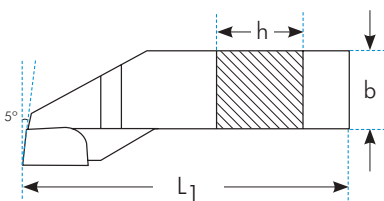


P20		K10		h x b x L1 mm	€
RIGHT HAND	LEFT HAND	RIGHT HAND	LEFT HAND		
CT11MD10x10x90P	CT11IMD10x10x90P	CT11MD10x10x90K	CT11IMD10x10x90K	10 x 10 x 90	9,92
CT11MD12x12x100P	CT11IMD12x12x100P	CT11MD12x12x100K	CT11IMD12x12x100K	12 x 12 x 100	11,68
CT11MD16x16x110P	CT11IMD16x16x110P	CT11MD16x16x110K	CT11IMD16x16x110K	16 x 16 x 110	12,99
CT11MD20x20x125P	CT11IMD20x20x125P	CT11MD20x20x125K	CT11IMD20x20x125K	20 x 20 x 125	19,26
CT11MD25x25x140P	CT11IMD25x25x140P	CT11MD25x25x140K	CT11IMD25x25x140K	25 x 25 x 140	31,82

 Ref. CT2MD  
 Ref. CT2IMD

**DIN**  
**4980**
**P-20**
**K-10**
**ISO**  
**6**

TURNING 90°



P20		K10		h x b x L1 mm	€
RIGHT HAND	LEFT HAND	RIGHT HAND	LEFT HAND		
CT2MD10x10x90P	CT2IMD10x10x90P	CT2MD10x10x90K	CT2IMD10x10x90K	10 x 10 x 90	8,77
CT2MD12x12x100P	CT2IMD12x12x100P	CT2MD12x12x100K	CT2IMD12x12x100K	12 x 12 x 100	9,72
CT2MD16x16x110P	CT2IMD16x16x110P	CT2MD16x16x110K	CT2IMD16x16x110K	16 x 16 x 110	11,80
CT2MD20x20x125P	CT2IMD20x20x125P	CT2MD20x20x125K	CT2IMD20x20x125K	20 x 20 x 125	15,70
CT2MD25x25x140P	CT2IMD25x25x140P	CT2MD25x25x140K	CT2IMD25x25x140K	25 x 25 x 140	22,86



**CARBIDE TIPPED LATHE TOOL BITS**

Ref. CT3MD  
Ref. CT3IMD

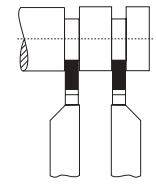
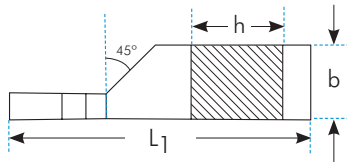
**DIN**  
**4981**

**P-20**

**K-10**

**ISO**  
**7**

GROOVING / PARTING



LH left hand  
RH right hand

P20		K10		h x b x L1 mm	€
RIGHT HAND	LEFT HAND	RIGHT HAND	LEFT HAND		
CT3MD12x08x100P	CT3IMD12x08x100P	CT3MD12x08x100K	CT3IMD12x08x100K	12 x 8 x 100 x 3	9,08
CT3MD16x10x110P	CT3IMD16x10x110P	CT3MD16x10x110K	CT3IMD16x10x110K	16 x 10 x 110 x 4	9,92
CT3MD20x12x125P	CT3IMD20x12x125P	CT3MD20x12x125K	CT3IMD20x12x125K	20 x 12 x 125 x 5	11,47
CT3MD25x16x140P	CT3IMD25x16x140P	CT3MD25x16x140K	CT3IMD25x16x140K	25 x 16 x 140 x 6	15,21

Ref. CT9MD  
Ref. CT9IMD


**DIN**  
**282**

**P-20**

**K-10**

**ISO**  
**12**

EXTERNAL THREAD CUTTING



LH left hand  
RH right hand

P20		K10		h x b x L1 mm	€
RIGHT HAND	LEFT HAND	RIGHT HAND	LEFT HAND		
CT9MD16x10x120P	CT9IMD16x10x120P	CT9MD16x10x120K	CT9IMD16x10x120K	16 x 10 x 120	11,37
CT9MD20x12x140P	CT9IMD20x12x140P	CT9MD20x12x140K	CT9IMD20x12x140K	20 x 12 x 140	13,32
CT9MD25x16x160P	CT9IMD25x16x160P	CT9MD25x16x160K	CT9IMD25x16x160K	25 x 16 x 160	17,35

Ref. CT12MD  
Ref. CT12IMD

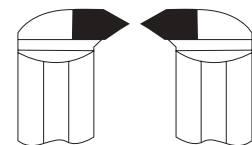
**DIN**  
**283**

**P-20**

**K-10**

**ISO**  
**13**

THREAD INTERNAL CUTTING



LH left hand  
RH right hand

P20		K10		h x b x L1 mm	€
RIGHT HAND	LEFT HAND	RIGHT HAND	LEFT HAND		
CT12MD10x10x140P	CT12IMD10x10x140P	CT12MD10x10x140K	CT12IMD10x10x140K	10 x 10 x 140	18,60
CT12MD12x12x160P	CT12IMD12x12x160P	CT12MD12x12x160K	CT12IMD12x12x160K	12 x 12 x 160	18,92
CT12MD16x16x180P	CT12IMD16x16x180P	CT12MD16x16x180K	CT12IMD16x16x180K	16 x 16 x 180	24,87
CT12MD20x20x210P	CT12IMD20x20x210P	CT12MD20x20x210K	CT12IMD20x20x210K	20 x 20 x 210	29,53
CT12MD25x25x250P	CT12IMD25x25x250P	CT12MD25x25x250K	CT12IMD25x25x250K	25 x 25 x 250	41,87

**CARBIDE TIPPED LATHE TOOL BITS**

Ref. CT13MD  
Ref. CT13IMD

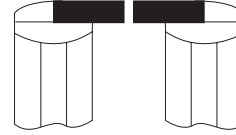
**DIN  
263**

**P-20**

**K-10**

**ISO  
11**

GROOVING / PARTING



LH  
left hand

RH  
right hand

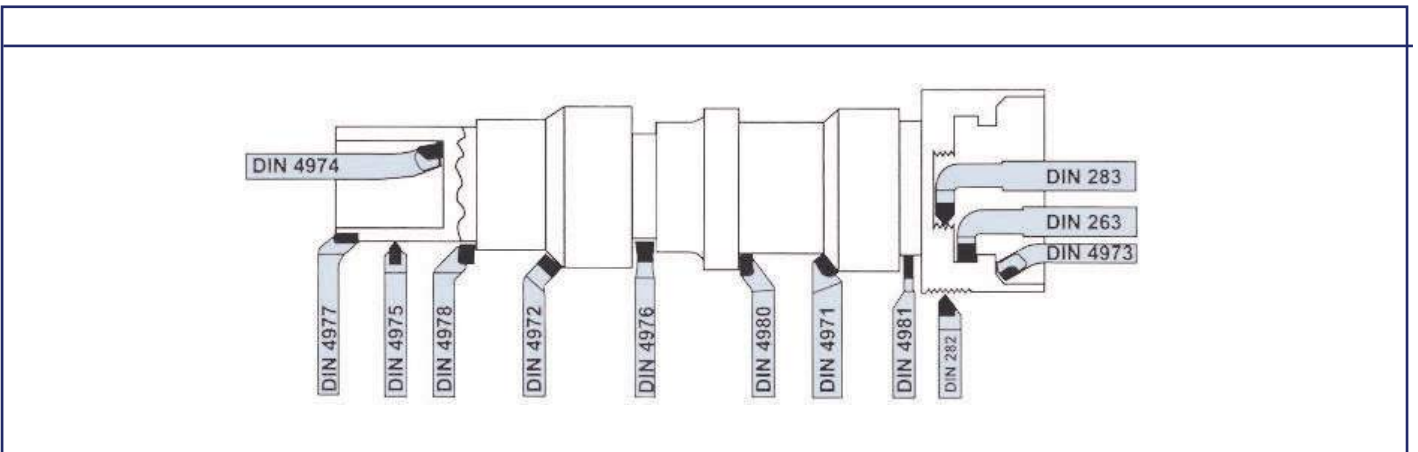
P20		K10		h x b x L1 mm	€
RIGHT HAND	LEFT HAND	RIGHT HAND	LEFT HAND		
CT13MD12x12x160P	CT13IMD12x12x160P	CT13MD12x12x160K	CT13IMD12x12x160K	12 x 12 x 160	19,50
CT13MD16x16x180P	CT13IMD16x16x180P	CT13MD16x16x180K	CT13IMD16x16x180K	16 x 16 x 180	24,37
CT13MD20x20x210P	CT13IMD20x20x210P	CT13MD20x20x210K	CT13IMD20x20x210K	20 x 20 x 210	30,78
CT13MD25x25x250P	CT13IMD25x25x250P	CT13MD25x25x250K	CT13IMD25x25x250K	25 x 25 x 250	38,67

**APLICACIONES**

P20	Recommended for steel, molten steel, long chip malleable cast iron turning. Wear resistance.
K10	Recommended for grey cast iron, hard cast iron, hardened steel, short chip malleable cast iron, aluminium alloy with silicium, brass and copper turning.

**QUALITIES**

P20	K10



\* Other sizes available on request.