

# METAL LATHE TOOLING



**COBALT 10% LATHE TOOL BITS**


Ref. CT1

**HSSCo  
10%**
**DIN  
4964**
**B  
NORM**
**TOL  
h14**

SQUARE



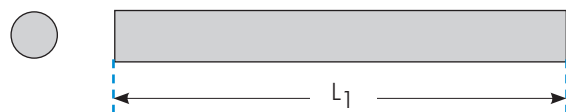
CT1									
□ x L <sub>1</sub> mm	€	□ x L <sub>1</sub> mm	€	□ x L <sub>1</sub> mm	€	□ x L <sub>1</sub> mm	€	□ x L <sub>1</sub> mm	€
4 x 4 x 80	7,36	6 x 6 x 100	11,18	8 x 8 x 200	28,58	12 x 12 x 100	31,41	16 x 16 x 125	74,52
4 x 4 x 100	11,13	6 x 6 x 125	13,86	10 x 10 x 63	15,56	12 x 12 x 125	38,91	16 x 16 x 160	81,58
4 x 4 x 150	16,16	6 x 6 x 160	16,28	10 x 10 x 80	17,59	12 x 12 x 160	49,76	16 x 16 x 200	94,33
4 x 4 x 200	22,99	6 x 6 x 200	20,22	10 x 10 x 100	24,55	12 x 12 x 200	57,73	18 x 18 x 160	93,07
5 x 5 x 80	9,72	8 x 8 x 63	9,46	10 x 10 x 125	29,90	14 x 14 x 100	36,71	18 x 18 x 200	117,56
5 x 5 x 100	13,47	8 x 8 x 80	12,07	10 x 10 x 160	37,06	14 x 14 x 125	44,63	20 x 20 x 160	131,50
5 x 5 x 150	18,91	8 x 8 x 100	15,56	10 x 10 x 200	44,42	14 x 14 x 160	60,03	20 x 20 x 200	143,25
5 x 5 x 200	25,82	8 x 8 x 125	20,89	12 x 12 x 63	20,91	14 x 14 x 200	64,38	25 x 25 x 160	202,04
6 x 6 x 80	9,00	8 x 8 x 160	22,42	12 x 12 x 80	25,05	16 x 16 x 100	47,70	25 x 25 x 200	224,45



Ref. CT2

**HSSCo  
10%**
**DIN  
4964**
**A  
NORM**
**TOL  
h8**

CYLINDRICAL



CT2									
∅ x L <sub>1</sub> mm	€	∅ x L <sub>1</sub> mm	€	∅ x L <sub>1</sub> mm	€	∅ x L <sub>1</sub> mm	€	∅ x L <sub>1</sub> mm	€
3 x 100	7,03	6 x 63	6,47	8 x 100	14,13	10 x 100	20,17	14 x 200	84,02
4 x 63	5,93	6 x 80	8,37	8 x 125	22,40	10 x 160	37,70	16 x 125	43,60
4 x 80	7,29	6 x 100	10,28	8 x 160	22,60	10 x 200	46,56	16 x 160	59,84
4 x 100	9,66	6 x 160	14,89	8 x 200	25,69	12 x 80	21,56	16 x 200	76,71
4 x 150	14,52	6 x 200	17,99	9 x 100	21,67	12 x 100	21,13	18 x 160	115,49
5 x 63	5,93	7 x 100	15,85	9 x 150	36,37	12 x 125	36,41	18 x 200	147,95
5 x 80	7,29	7 x 150	21,28	9 x 200	43,08	12 x 160	54,48	20 x 160	133,94
5 x 100	12,95	7 x 200	23,31	10 x 63	14,31	12 x 200	60,25	20 x 200	149,03
5 x 150	16,33	8 x 63	8,90	10 x 80	16,46	14 x 160	65,54	25 x 200	337,80
5 x 200	20,63	8 x 80	11,87						

COBALT 10% LATHE TOOL BITS



Ref. CT3

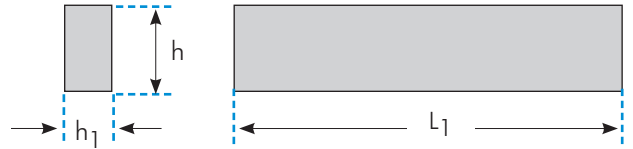
HSSCo  
10%

DIN  
4964

D  
NORM

TOL  
h14

RECTANGULAR



CT3									
h x h <sub>1</sub> x L <sub>1</sub> mm	€	h x h <sub>1</sub> x L <sub>1</sub> mm	€	h x h <sub>1</sub> x L <sub>1</sub> mm	€	h x h <sub>1</sub> x L <sub>1</sub> mm	€	h x h <sub>1</sub> x L <sub>1</sub> mm	€
8 x 4 x 100	11,60	12 x 8 x 160	46,68	15 x 5 x 200	58,14	16 x 10 x 160	73,65	20 x 10 x 200	100,63
10 x 5 x 160	30,49	12 x 8 x 200	57,24	16 x 4 x 80	19,70	16 x 10 x 200	89,84	20 x 12 x 160	89,29
10 x 5 x 200	36,69	15 x 3 x 150	36,07	16 x 4 x 100	24,54	20 x 4 x 150	56,42	20 x 12 x 200	111,16
10 x 6 x 160	36,69	15 x 3 x 200	43,95	16 x 4 x 160	39,66	20 x 4 x 200	70,27	25 x 6 x 160	63,68
10 x 6 x 200	45,32	15 x 4 x 150	41,44	16 x 8 x 160	55,03	20 x 5 x 160	53,96	25 x 6 x 200	77,14
12 x 6 x 160	39,11	15 x 4 x 200	50,61	16 x 8 x 200	66,90	20 x 5 x 200	67,17	25 x 12 x 200	145,67
12 x 6 x 200	46,39	15 x 5 x 150	47,70	16 x 10 x 100	43,17	20 x 10 x 160	80,93		



Ref. CT4


HSSCo  
10%

DIN  
4964

E  
NORM

TOL  
h12

TRAPEZOID



CT4			
h x h <sub>1</sub> x L <sub>1</sub> mm	€	h x h <sub>1</sub> x L <sub>1</sub> mm	€
12 x 3,0 x 160	22,67	19 x 3,50 x 125	40,54
13 x 2,5 x 100	29,81	20 x 5,00 x 160	57,61
15 x 2,5 x 100	34,49	20 x 5,00 x 200	79,59
16 x 4,0 x 160	45,80	25 x 6,00 x 160	74,64



Ref. CT5

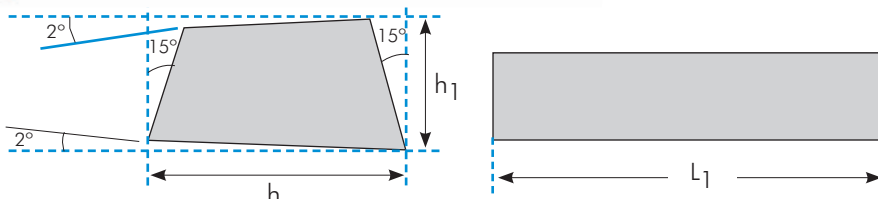
HSSCo  
10%

DIN  
4964

INDEX I  
NORM

TOL  
h12

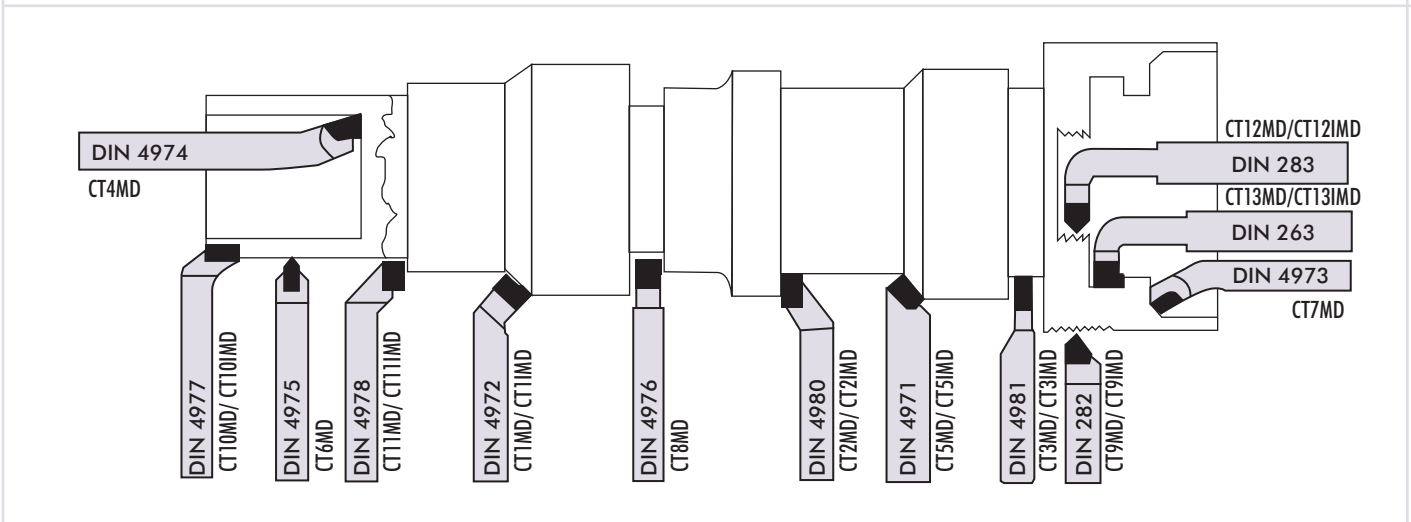
IRREGULAR TRAPEZOID



CT5	
h x h <sub>1</sub> x L <sub>1</sub> mm	€
13 x 2,5 x 100	32,49
15 x 2,5 x 100	35,32
19 x 3,5 x 125	44,19

**CARBIDE TIPPED LATHE TOOL BITS**

**LATHE MACHINE OPERATIONS DIAGRAM**



\* Other sizes available on request.

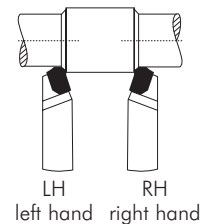
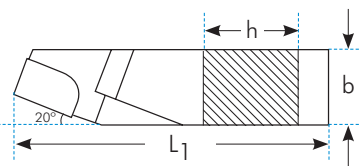
**APPLICATIONS**

P20	Recommended for steel, molten steel, long chip malleable cast iron turning. Wear resistance.
K10	Recommended for grey cast iron, hard cast iron, hardened steel, short chip malleable cast iron, aluminium alloy with silicium, brass and copper turning.

**QUALITIES**



Ref. CT5MD Ref. CT5IMD	<b>DIN</b> 4971	<b>P-20</b>	<b>K-10</b>	<b>ISO</b> 1	<b>FINISHING</b>
---------------------------	--------------------	-------------	-------------	-----------------	------------------



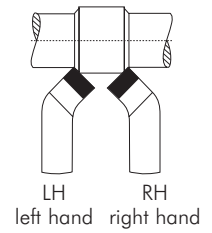
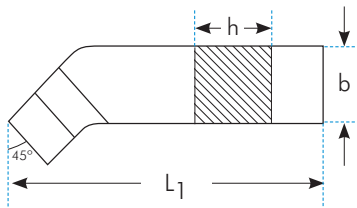
P20		K10		h x b x L1 mm	€
RIGHT HAND	LEFT HAND	RIGHT HAND	LEFT HAND		
CT5MD10x10x90P	CT5IMD10x10x90P	CT5MD10x10x90K	CT5IMD10x10x90K	10 x 10 x 90	8,52
CT5MD12x12x100P	CT5IMD12x12x100P	CT5MD12x12x100K	CT5IMD12x12x100K	12 x 12 x 100	9,16
CT5MD16x16x110P	CT5IMD16x16x110P	CT5MD16x16x110K	CT5IMD16x16x110K	16 x 16 x 110	11,51
CT5MD20x20x125P	CT5IMD20x20x125P	CT5MD20x20x125K	CT5IMD20x20x125K	20 x 20 x 125	15,71
CT5MD25x25x140P	CT5IMD25x25x140P	CT5MD25x25x140K	CT5IMD25x25x140K	25 x 25 x 140	23,24

**CARBIDE TIPPED LATHE TOOL BITS**

Ref. CT1MD  
Ref. CT1MD

**DIN 4972**   **P-20**   **K-10**   **ISO 2**

**TAPERING 45°**

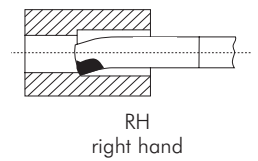
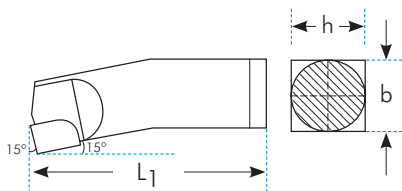


P20		K10		h x b x L1 mm	€
RIGHT HAND	LEFT HAND	RIGHT HAND	LEFT HAND		
CT1MD12x12x100P	CT1MD12x12x100P	CT1MD12x12x100K	CT1MD12x12x100K	12 x 12 x 100	10,16
CT1MD16x16x110P	CT1MD16x16x110P	CT1MD16x16x110K	CT1MD16x16x110K	16 x 16 x 110	12,66
CT1MD20x20x125P	CT1MD20x20x125P	CT1MD20x20x125K	CT1MD20x20x125K	20 x 20 x 125	16,10
CT1MD25x25x140P	CT1MD25x25x140P	CT1MD25x25x140K	CT1MD25x25x140K	25 x 25 x 140	22,76

Ref. CT7MD

**DIN 4973**   **P-20**   **K-10**   **ISO 8**

**REAMING**

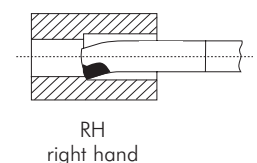
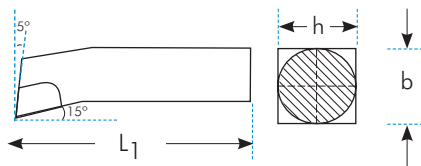


P20		K10		h x b x L1 mm	€
RIGHT HAND	RIGHT HAND	RIGHT HAND	RIGHT HAND		
CT7MD8x8x125P	CT7MD8x8x125K	CT7MD8x8x125K	CT7MD8x8x125K	8 x 8 x 125	12,18
CT7MD10x10x125P	CT7MD10x10x125K	CT7MD10x10x125K	CT7MD10x10x125K	10 x 10 x 125	12,55
CT7MD12x12x180P	CT7MD12x12x180K	CT7MD12x12x180K	CT7MD12x12x180K	12 x 12 x 180	12,90
CT7MD16x16x210P	CT7MD16x16x210K	CT7MD16x16x210K	CT7MD16x16x210K	16 x 16 x 210	14,47
CT7MD20x20x250P	CT7MD20x20x250K	CT7MD20x20x250K	CT7MD20x20x250K	20 x 20 x 250	18,81
CT7MD25x25x300P	CT7MD25x25x300K	CT7MD25x25x300K	CT7MD25x25x300K	25 x 25 x 300	29,61

Ref. CT4MD

**DIN 4974**   **P-20**   **K-10**   **ISO 9**

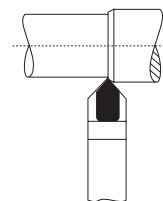
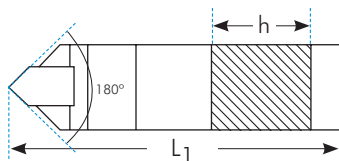
**REAMING**



P20		K10		h x b x L1 mm	€
RIGHT HAND	RIGHT HAND	RIGHT HAND	RIGHT HAND		
CT4MD8x8x125P	CT4MD8x8x125K	CT4MD8x8x125K	CT4MD8x8x125K	8 x 8 x 125	12,55
CT4MD10x10x150P	CT4MD10x10x150K	CT4MD10x10x150K	CT4MD10x10x150K	10 x 10 x 150	12,39
CT4MD12x12x180P	CT4MD12x12x180K	CT4MD12x12x180K	CT4MD12x12x180K	12 x 12 x 180	13,14
CT4MD16x16x210P	CT4MD16x16x210K	CT4MD16x16x210K	CT4MD16x16x210K	16 x 16 x 210	15,65
CT4MD20x20x250P	CT4MD20x20x250K	CT4MD20x20x250K	CT4MD20x20x250K	20 x 20 x 250	19,78
CT4MD25x25x300P	CT4MD25x25x300K	CT4MD25x25x300K	CT4MD25x25x300K	25 x 25 x 300	30,04
CT4MD32x32x355P	CT4MD32x32x355K	CT4MD32x32x355K	CT4MD32x32x355K	32 x 32 x 355	52,88

**CARBIDE TIPPED LATHE TOOL BITS**

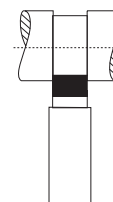
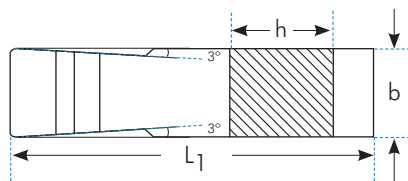
Ref. CT6MD

**DIN**  
**4975**
**P-20**
**K-10**
**ISO**  
**10**
**FINISHING**


Straight

P20		K10		h x b x L1 mm	€
STRAIGHT	STRAIGHT	STRAIGHT	STRAIGHT		
CT6MD16x10x110P	CT6MD16x10x110K	16 x 10 x 110	9,38		
CT6MD20x12x125P	CT6MD20x12x125K	20 x 12 x 125	10,86		
CT6MD25x16x140P	CT6MD25x16x140K	25 x 16 x 140	13,84		
CT6MD32x20x170P	CT6MD32x20x170K	32 x 20 x 170	31,11		

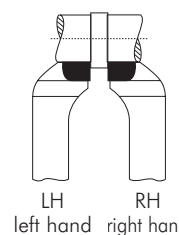
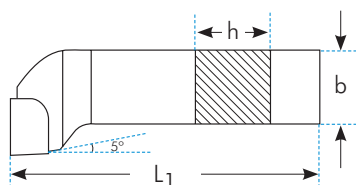
Ref. CT8MD

**DIN**  
**4976**
**P-20**
**K-10**
**ISO**  
**4**
**WIDTH GROOVING**


Straight

P20		K10		h x b x L1 mm	€
STRAIGHT	STRAIGHT	STRAIGHT	STRAIGHT		
CT8MD16x10x110P	CT8MD16x10x110K	16 x 10 x 110	11,27		
CT8MD20x12x125P	CT8MD20x12x125K	20 x 12 x 125	12,36		
CT8MD25x16x140P	CT8MD25x16x140K	25 x 16 x 140	17,43		
CT8MD32x20x170P	CT8MD32x20x170K	32 x 20 x 170	25,69		

 Ref. CT10MD  
 Ref. CT10IMD

**DIN**  
**4977**
**P-20**
**K-10**
**ISO**  
**5**
**FRONT CUTTING**

 LH  
 left hand      RH  
 right hand

P20		K10		h x b x L1 mm	€
RIGHT HAND	LEFT HAND	RIGHT HAND	LEFT HAND		
CT10MD10x10x90P	CT10IMD10x10x90P	CT10MD10x10x90K	CT10IMD10x10x90K	10 x 10 x 90	9,50
CT10MD12x12x100P	CT10IMD12x12x100P	CT10MD12x12x100K	CT10IMD12x12x100K	12 x 12 x 100	10,88
CT10MD16x16x110P	CT10IMD16x16x110P	CT10MD16x16x110K	CT10IMD16x16x110K	16 x 16 x 110	11,95
CT10MD20x20x125P	CT10IMD20x20x125P	CT10MD20x20x125K	CT10IMD20x20x125K	20 x 20 x 125	15,33
CT10MD25x25x140P	CT10IMD25x25x140P	CT10MD25x25x140K	CT10IMD25x25x140K	25 x 25 x 140	23,59

**CARBIDE TIPPED LATHE TOOL BITS**

Ref. CT11MD  
Ref. CT11IMD

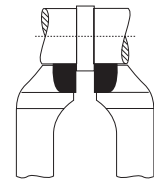
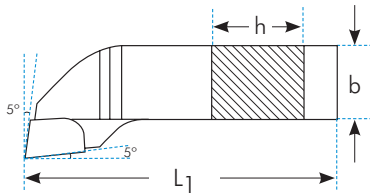
**DIN**  
**4978**

**P-20**

**K-10**

**ISO**  
**3**

**LATERAL CUTTING**



LH left hand  
RH right hand

P20		K10		h x b x L1 mm	€
RIGHT HAND	LEFT HAND	RIGHT HAND	LEFT HAND		
CT11MD10x10x90P	CT11IMD10x10x90P	CT11MD10x10x90K	CT11IMD10x10x90K	10 x 10 x 90	10,42
CT11MD12x12x100P	CT11IMD12x12x100P	CT11MD12x12x100K	CT11IMD12x12x100K	12 x 12 x 100	12,26
CT11MD16x16x110P	CT11IMD16x16x110P	CT11MD16x16x110K	CT11IMD16x16x110K	16 x 16 x 110	13,64
CT11MD20x20x125P	CT11IMD20x20x125P	CT11MD20x20x125K	CT11IMD20x20x125K	20 x 20 x 125	20,22
CT11MD25x25x140P	CT11IMD25x25x140P	CT11MD25x25x140K	CT11IMD25x25x140K	25 x 25 x 140	33,41

Ref. CT2MD  
Ref. CT2IMD

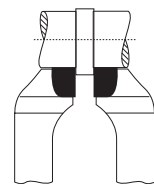
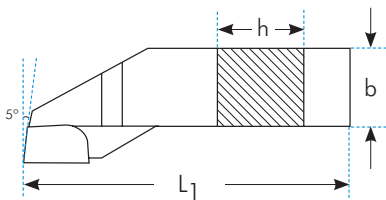
**DIN**  
**4980**

**P-20**

**K-10**

**ISO**  
**6**

**TURNING 90°**



LH left hand  
RH right hand

P20		K10		h x b x L1 mm	€
RIGHT HAND	LEFT HAND	RIGHT HAND	LEFT HAND		
CT2MD10x10x90P	CT2IMD10x10x90P	CT2MD10x10x90K	CT2IMD10x10x90K	10 x 10 x 90	9,21
CT2MD12x12x100P	CT2IMD12x12x100P	CT2MD12x12x100K	CT2IMD12x12x100K	12 x 12 x 100	10,21
CT2MD16x16x110P	CT2IMD16x16x110P	CT2MD16x16x110K	CT2IMD16x16x110K	16 x 16 x 110	12,39
CT2MD20x20x125P	CT2IMD20x20x125P	CT2MD20x20x125K	CT2IMD20x20x125K	20 x 20 x 125	16,49
CT2MD25x25x140P	CT2IMD25x25x140P	CT2MD25x25x140K	CT2IMD25x25x140K	25 x 25 x 140	24,00

Ref. CT3MD  
Ref. CT3IMD

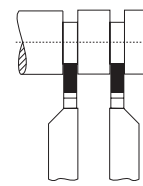
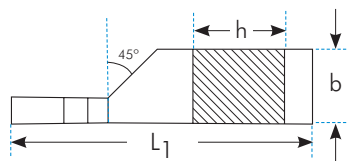
**DIN**  
**4981**

**P-20**

**K-10**

**ISO**  
**7**

**GROOVING / PARTING**

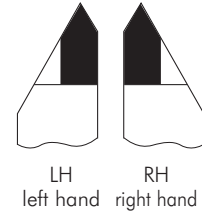



LH left hand  
RH right hand

P20		K10		h x b x L1 mm	€
RIGHT HAND	LEFT HAND	RIGHT HAND	LEFT HAND		
CT3MD12x08x100P	CT3IMD12x08x100P	CT3MD12x08x100K	CT3IMD12x08x100K	12 x 8 x 100 x 3	9,53
CT3MD16x10x110P	CT3IMD16x10x110P	CT3MD16x10x110K	CT3IMD16x10x110K	16 x 10 x 110 x 4	10,42
CT3MD20x12x125P	CT3IMD20x12x125P	CT3MD20x12x125K	CT3IMD20x12x125K	20 x 12 x 125 x 5	12,04
CT3MD25x16x140P	CT3IMD25x16x140P	CT3MD25x16x140K	CT3IMD25x16x140K	25 x 16 x 140 x 6	15,97

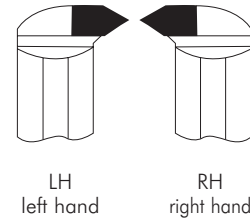
**CARBIDE TIPPED LATHE TOOL BITS**

 Ref. CT9MD  
 Ref. CT9IMD

**DIN**  
**282**
**P-20**
**K-10**
**ISO**  
**12**
**EXTERNAL THREAD CUTTING**


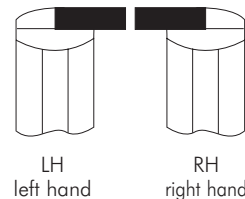
P20		K10		h x b x L <sub>1</sub> mm	€
RIGHT HAND	LEFT HAND	RIGHT HAND	LEFT HAND		
CT9MD16x10x120P	CT9IMD16x10x120P	CT9MD16x10x120K	CT9IMD16x10x120K	16 x 10 x 120	11,94
CT9MD20x12x140P	CT9IMD20x12x140P	CT9MD20x12x140K	CT9IMD20x12x140K	20 x 12 x 140	13,99
CT9MD25x16x160P	CT9IMD25x16x160P	CT9MD25x16x160K	CT9IMD25x16x160K	25 x 16 x 160	18,22

 Ref. CT12MD  
 Ref. CT12IMD

**DIN**  
**283**
**P-20**
**K-10**
**ISO**  
**13**
**THREAD INTERNAL CUTTING**


P20		K10		h x b x L <sub>1</sub> mm	€
RIGHT HAND	LEFT HAND	RIGHT HAND	LEFT HAND		
CT12MD10x10x140P	CT12IMD10x10x140P	CT12MD10x10x140K	CT12IMD10x10x140K	10 x 10 x 140	19,53
CT12MD12x12x160P	CT12IMD12x12x160P	CT12MD12x12x160K	CT12IMD12x12x160K	12 x 12 x 160	19,87
CT12MD16x16x180P	CT12IMD16x16x180P	CT12MD16x16x180K	CT12IMD16x16x180K	16 x 16 x 180	26,11
CT12MD20x20x210P	CT12IMD20x20x210P	CT12MD20x20x210K	CT12IMD20x20x210K	20 x 20 x 210	31,01
CT12MD25x25x250P	CT12IMD25x25x250P	CT12MD25x25x250K	CT12IMD25x25x250K	25 x 25 x 250	43,96

 Ref. CT13MD  
 Ref. CT13IMD

**DIN**  
**263**
**P-20**
**K-10**
**ISO**  
**11**
**GROOVING / PARTING**


P20		K10		h x b x L <sub>1</sub> mm	€
RIGHT HAND	LEFT HAND	RIGHT HAND	LEFT HAND		
CT13MD12x12x160P	CT13IMD12x12x160P	CT13MD12x12x160K	CT13IMD12x12x160K	12 x 12 x 160	20,48
CT13MD16x16x180P	CT13IMD16x16x180P	CT13MD16x16x180K	CT13IMD16x16x180K	16 x 16 x 180	25,59
CT13MD20x20x210P	CT13IMD20x20x210P	CT13MD20x20x210K	CT13IMD20x20x210K	20 x 20 x 210	32,32
CT13MD25x25x250P	CT13IMD25x25x250P	CT13MD25x25x250K	CT13IMD25x25x250K	25 x 25 x 250	40,60

Dimensions of the carbide tip: 4x4x10