

# BURIS PARA TORNO



**BLUE-MASTER<sup>®</sup>**  
by *celesa*

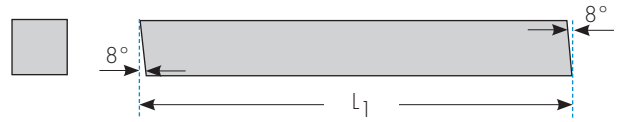
CUTTING TECHNOLOGIES

**BURIS DE COBALTO PARA TORNO**


Ref. CT1

**HSSCo  
10%**
**DIN  
4964**
**FORMA  
B**
**TOL  
h14**

BURIS CUADRADOS



CT1

∅ x L1 mm	€	∅ x L1 mm	€	∅ x L1 mm	€	∅ x L1 mm	€	∅ x L1 mm	€
4 x 4 x 80	10,72	6 x 6 x 100	16,29	8 x 8 x 200	41,67	12 x 12 x 100	45,79	16 x 16 x 125	108,65
4 x 4 x 100	16,23	6 x 6 x 125	20,21	10 x 10 x 63	22,68	12 x 12 x 125	56,73	16 x 16 x 160	118,94
4 x 4 x 150	23,56	6 x 6 x 160	23,73	10 x 10 x 80	25,64	12 x 12 x 160	72,55	16 x 16 x 200	137,52
4 x 4 x 200	33,52	6 x 6 x 200	29,48	10 x 10 x 100	35,80	12 x 12 x 200	84,17	18 x 18 x 160	135,70
5 x 5 x 80	14,16	8 x 8 x 63	13,80	10 x 10 x 125	43,59	14 x 14 x 100	53,53	18 x 18 x 200	171,40
5 x 5 x 100	19,64	8 x 8 x 80	17,60	10 x 10 x 160	54,03	14 x 14 x 125	65,07	20 x 20 x 160	191,73
5 x 5 x 150	27,57	8 x 8 x 100	22,68	10 x 10 x 200	64,76	14 x 14 x 160	87,52	20 x 20 x 200	208,86
5 x 5 x 200	37,65	8 x 8 x 125	30,47	12 x 12 x 63	30,48	14 x 14 x 200	93,87	25 x 25 x 160	294,57
6 x 6 x 80	13,12	8 x 8 x 160	32,70	12 x 12 x 80	36,53	16 x 16 x 100	69,55	25 x 25 x 200	327,25



Ref. CT2

**HSSCo  
10%**
**DIN  
4964**
**FORMA  
A**
**TOL  
h8**

BURIS REDONDOS



CT2

∅ x L1 mm	€	∅ x L1 mm	€	∅ x L1 mm	€	∅ x L1 mm	€	∅ x L1 mm	€
3 x 100	10,25	6 x 63	9,44	8 x 100	20,60	10 x 100	29,40	14 x 200	122,50
4 x 63	8,65	6 x 80	12,20	8 x 125	32,66	10 x 160	54,96	16 x 125	63,56
4 x 80	10,62	6 x 100	14,99	8 x 160	32,95	10 x 200	67,89	16 x 160	87,25
4 x 100	14,08	6 x 160	21,71	8 x 200	37,46	12 x 80	31,44	16 x 200	111,85
4 x 150	21,18	6 x 200	26,22	9 x 100	31,59	12 x 100	30,81	18 x 160	168,39
5 x 63	8,65	7 x 100	23,10	9 x 150	53,03	12 x 125	53,08	18 x 200	215,70
5 x 80	10,62	7 x 150	31,02	9 x 200	62,82	12 x 160	79,42	20 x 160	195,28
5 x 100	18,87	7 x 200	33,99	10 x 63	20,86	12 x 200	87,84	20 x 200	217,28
5 x 150	23,81	8 x 63	12,97	10 x 80	23,99	14 x 160	95,55	25 x 200	492,51
5 x 200	30,08	8 x 80	17,31						

BURIS DE COBALTO PARA TORNO



Ref. CT3

HSSCo  
10%

DIN  
4964

FORMA  
D

TOL  
h14

BURIS RECTANGULARES



CT3

$h \times h_1 \times L_1$ mm	€	$h \times h_1 \times L_1$ mm	€	$h \times h_1 \times L_1$ mm	€	$h \times h_1 \times L_1$ mm	€	$h \times h_1 \times L_1$ mm	€
8 x 4 x 100	16,90	12 x 8 x 160	68,05	15 x 5 x 200	84,77	16 x 10 x 160	107,39	20 x 10 x 200	146,72
10 x 5 x 160	44,46	12 x 8 x 200	83,46	16 x 4 x 80	28,71	16 x 10 x 200	130,98	20 x 12 x 160	130,19
10 x 5 x 200	53,50	15 x 3 x 150	52,58	16 x 4 x 100	35,79	20 x 4 x 150	82,26	20 x 12 x 200	162,07
10 x 6 x 160	53,50	15 x 3 x 200	64,08	16 x 4 x 160	57,82	20 x 4 x 200	102,45	25 x 6 x 160	92,84
10 x 6 x 200	66,08	15 x 4 x 150	60,43	16 x 8 x 160	80,23	20 x 5 x 160	78,66	25 x 6 x 200	112,47
12 x 6 x 160	57,02	15 x 4 x 200	73,78	16 x 8 x 200	97,55	20 x 5 x 200	97,94	25 x 12 x 200	212,40
12 x 6 x 200	67,65	15 x 5 x 150	69,55	16 x 10 x 100	62,94	20 x 10 x 160	118,00		



Ref. CT4


HSSCo  
10%

DIN  
4964

FORMA  
E

TOL  
h12

BURIS TRAPEZOIDAIS



CT4

$h \times h_1 \times L_1$ mm	€	$h \times h_1 \times L_1$ mm	€
12 x 3,0 x 160	33,05	19 x 3,50 x 125	59,12
13 x 2,5 x 100	43,46	20 x 5,00 x 160	84,00
15 x 2,5 x 100	50,29	20 x 5,00 x 200	116,03
16 x 4,0 x 160	66,78	25 x 6,00 x 160	108,82



Ref. CT5

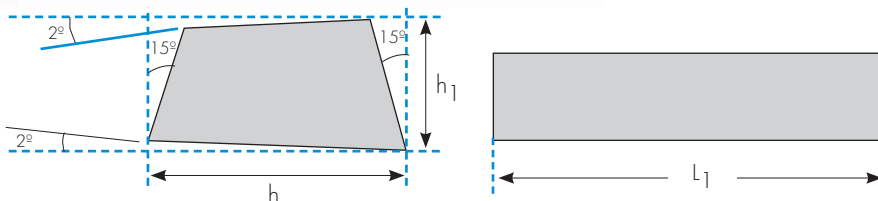
HSSCo  
10%

DIN  
4964

FORMA  
INDEX 1

TOL  
h12

BURIS BITRAPECIAIS

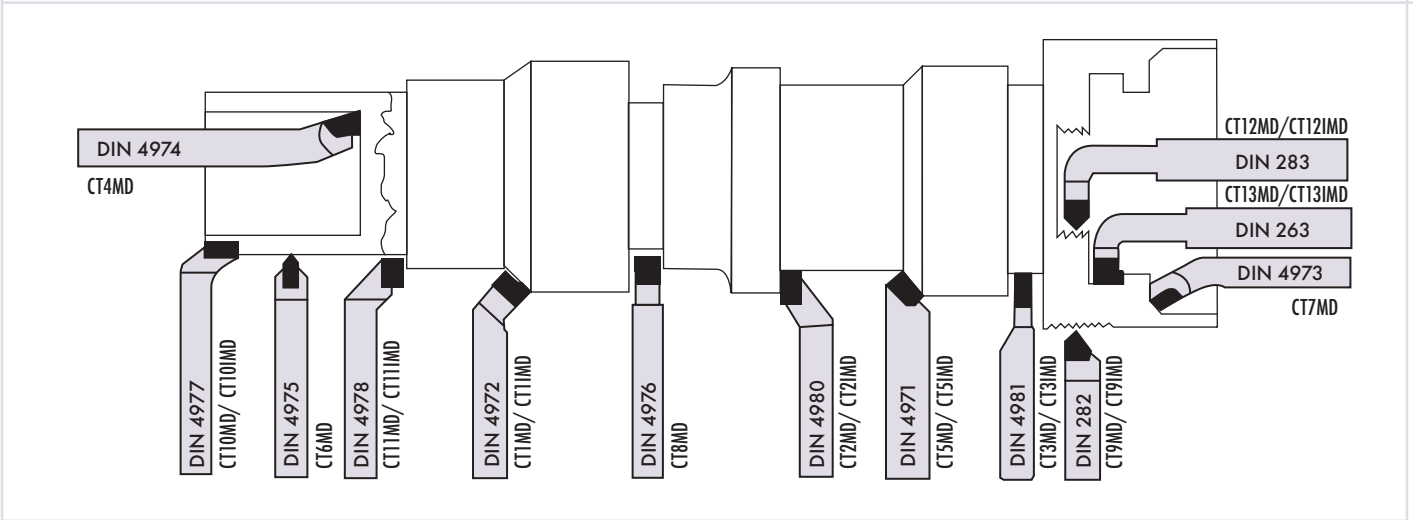


CT5

$h \times h_1 \times L_1$ mm	€
13 x 2,5 x 100	47,37
15 x 2,5 x 100	51,49
19 x 3,5 x 125	64,44

**LÂMINAS PARA TORNO**

**DIAGRAMA DE OPERAÇÕES E GEOMETRIAS**



\* Outras medidas disponíveis sob demanda.

**APLICAÇÕES**

P20	Qualidade recomendada em operações de torneamento de aço, aço fundido e fundição maleável de limanha longa. Altos valores de resistência ao desgaste.
K10	Qualidade recomendada em operações de torneamento de fundição cinza, fundição dura, aço temperado, fundição maleável de limanha curta, ligas de alumínio e silício, bronze e latão.

**QUALIDADES**



Ref. CT5MD  
Ref. CT5IMD

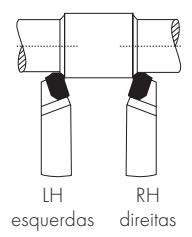
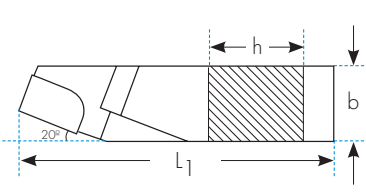
DIN  
4971

P-20

K-10

ISO  
1

LÂMINAS RETAS PARA FAZER CILINDRO



P20		K10		h x b x L1 mm	€
DIREITAS	ESQUERDAS	DIREITAS	ESQUERDAS		
CT5MD10x10x90P	CT5IMD10x10x90P	CT5MD10x10x90K	CT5IMD10x10x90K	10 x 10 x 90	11,04
CT5MD12x12x100P	CT5IMD12x12x100P	CT5MD12x12x100K	CT5IMD12x12x100K	12 x 12 x 100	11,87
CT5MD16x16x110P	CT5IMD16x16x110P	CT5MD16x16x110K	CT5IMD16x16x110K	16 x 16 x 110	14,92
CT5MD20x20x125P	CT5IMD20x20x125P	CT5MD20x20x125K	CT5IMD20x20x125K	20 x 20 x 125	20,35
CT5MD25x25x140P	CT5IMD25x25x140P	CT5MD25x25x140K	CT5IMD25x25x140K	25 x 25 x 140	30,12

**LÂMINAS PARA TORNO**

Ref. CT1MD  
Ref. CT11MD

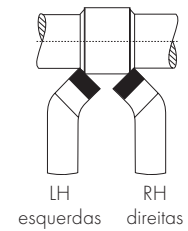
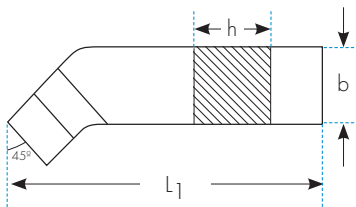
**DIN  
4972**

**P-20**

**K-10**

**ISO  
2**

LÂMINAS PARA FAZER ESCUADRO 45°



P20

K10

DIREITAS	ESQUERDAS	DIREITAS	ESQUERDAS	h x b x L1 mm	€
CT1MD12x12x100P	CT11MD12x12x100P	CT1MD12x12x100K	CT11MD12x12x100K	12 x 12 x 100	13,18
CT1MD16x16x110P	CT11MD16x16x110P	CT1MD16x16x110K	CT11MD16x16x110K	16 x 16 x 110	16,42
CT1MD20x20x125P	CT11MD20x20x125P	CT1MD20x20x125K	CT11MD20x20x125K	20 x 20 x 125	20,86
CT1MD25x25x140P	CT11MD25x25x140P	CT1MD25x25x140K	CT11MD25x25x140K	25 x 25 x 140	29,51

Ref. CT7MD

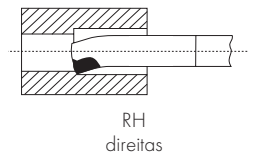
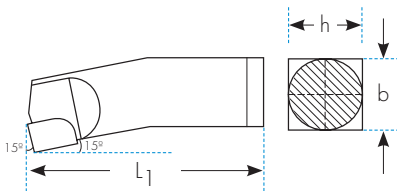
**DIN  
4973**

**P-20**

**K-10**

**ISO  
8**

LÂMINAS RETAS PARA MANDRILAR



P20

K10

DIREITAS	DIREITAS	h x b x L1 mm	€
CT7MD8x8x125P	CT7MD8x8x125K	8 x 8 x 125	15,78
CT7MD10x10x125P	CT7MD10x10x125K	10 x 10 x 125	16,26
CT7MD12x12x180P	CT7MD12x12x180K	12 x 12 x 180	16,73
CT7MD16x16x210P	CT7MD16x16x210K	16 x 16 x 210	18,76
CT7MD20x20x250P	CT7MD20x20x250K	20 x 20 x 250	24,37
CT7MD25x25x300P	CT7MD25x25x300K	25 x 25 x 300	38,38

Ref. CT4MD

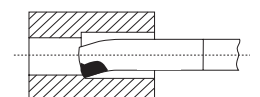
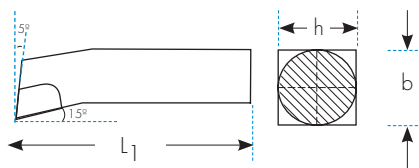
**DIN  
4974**

**P-20**

**K-10**

**ISO  
9**

LÂMINAS PARA TORNEAMENTO INTERNO



P20

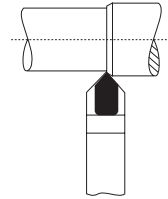
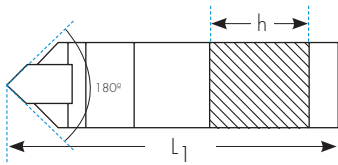
K10

DIREITAS	DIREITAS	h x b x L1 mm	€
CT4MD8x8x125P	CT4MD8x8x125K	8 x 8 x 125	16,26
CT4MD10x10x150P	CT4MD10x10x150K	10 x 10 x 150	16,06
CT4MD12x12x180P	CT4MD12x12x180K	12 x 12 x 180	17,03
CT4MD16x16x210P	CT4MD16x16x210K	16 x 16 x 210	20,28
CT4MD20x20x250P	CT4MD20x20x250K	20 x 20 x 250	25,63
CT4MD25x25x300P	CT4MD25x25x300K	25 x 25 x 300	38,93
CT4MD32x32x355P	CT4MD32x32x355K	32 x 32 x 355	68,53

RH  
direitas

**LÂMINAS PARA TORNO**

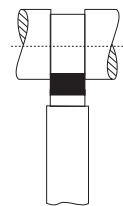
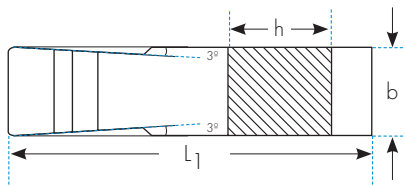
Ref. CT6MD

**DIN**  
**4975**
**P-20**
**K-10**
**ISO**  
**10**
**LÂMINAS RETAS PARA FAZER CILINDRO**


Reta

P20		K10		h x b x L1 mm	€
RECTA	RECTA	RECTA	RECTA		
CT6MD16x10x110P	CT6MD16x10x110K	16 x 10 x 110	12,16		
CT6MD20x12x125P	CT6MD20x12x125K	20 x 12 x 125	14,08		
CT6MD25x16x140P	CT6MD25x16x140K	25 x 16 x 140	17,94		
CT6MD32x20x170P	CT6MD32x20x170K	32 x 20 x 170	40,32		

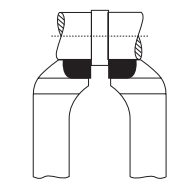
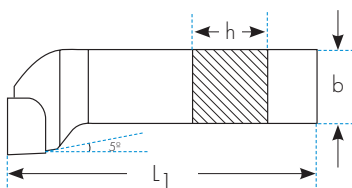
Ref. CT8MD

**DIN**  
**4976**
**P-20**
**K-10**
**ISO**  
**4**
**LÂMINAS RETAS PARA RANHURAR LARGA**


Reta

P20		K10		h x b x L1 mm	€
RECTA	RECTA	RECTA	RECTA		
CT8MD16x10x110P	CT8MD16x10x110K	16 x 10 x 110	14,60		
CT8MD20x12x125P	CT8MD20x12x125K	20 x 12 x 125	16,02		
CT8MD25x16x140P	CT8MD25x16x140K	25 x 16 x 140	22,58		
CT8MD32x20x170P	CT8MD32x20x170K	32 x 20 x 170	33,30		

 Ref. CT10MD  
 Ref. CT10IMD

**DIN**  
**4977**
**P-20**
**K-10**
**ISO**  
**5**
**LÂMINAS ACOTOVELADAS PARA ATAQUE FRONTAL**

 LH  
 esquerdas

 RH  
 direitas

P20		K10		h x b x L1 mm	€
DIREITAS	ESQUERDAS	DIREITAS	ESQUERDAS		
CT10MD10x10x90P	CT10IMD10x10x90P	CT10MD10x10x90K	CT10IMD10x10x90K	10 x 10 x 90	12,31
CT10MD12x12x100P	CT10IMD12x12x100P	CT10MD12x12x100K	CT10IMD12x12x100K	12 x 12 x 100	14,10
CT10MD16x16x110P	CT10IMD16x16x110P	CT10MD16x16x110K	CT10IMD16x16x110K	16 x 16 x 110	15,48
CT10MD20x20x125P	CT10IMD20x20x125P	CT10MD20x20x125K	CT10IMD20x20x125K	20 x 20 x 125	19,87
CT10MD25x25x140P	CT10IMD25x25x140P	CT10MD25x25x140K	CT10IMD25x25x140K	25 x 25 x 140	30,58

**LÂMINAS PARA TORNO**

Ref. CT11MD  
Ref. CT11IMD

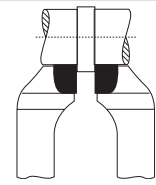
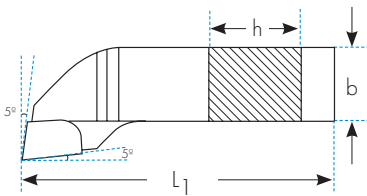
**DIN**  
**4978**

**P-20**

**K-10**

**ISO**  
**3**

LÂMINAS ACOTOVELADAS PARA ATAQUE LATERAL



LH  
esquerdas

RH  
direitas

P20		K10		h x b x L1 mm	€
DIREITAS	ESQUERDAS	DIREITAS	ESQUERDAS		
CT11 MD10x10x90P	CT11IMD10x10x90P	CT11 MD10x10x90K	CT11IMD10x10x90K	10 x 10 x 90	13,50
CT11 MD12x12x100P	CT11IMD12x12x100P	CT11 MD12x12x100K	CT11IMD12x12x100K	12 x 12 x 100	15,90
CT11 MD16x16x110P	CT11IMD16x16x110P	CT11 MD16x16x110K	CT11IMD16x16x110K	16 x 16 x 110	17,68
CT11 MD20x20x125P	CT11IMD20x20x125P	CT11 MD20x20x125K	CT11IMD20x20x125K	20 x 20 x 125	26,21
CT11 MD25x25x140P	CT11IMD25x25x140P	CT11 MD25x25x140K	CT11IMD25x25x140K	25 x 25 x 140	43,30

Ref. CT2MD  
Ref. CT2IMD

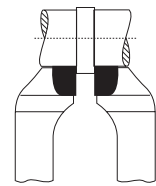
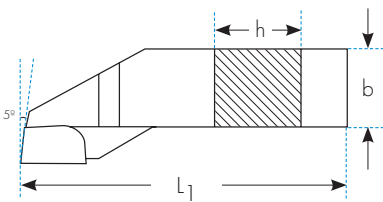
**DIN**  
**4980**

**P-20**

**K-10**

**ISO**  
**6**

LÂMINAS PARA FAZER ESQUADRO A 90°



LH  
esquerdas

RH  
direitas

P20		K10		h x b x L1 mm	€
DIREITAS	ESQUERDAS	DIREITAS	ESQUERDAS		
CT2MD10x10x90P	CT2IMD10x10x90P	CT2MD10x10x90K	CT2IMD10x10x90K	10 x 10 x 90	11,94
CT2MD12x12x100P	CT2IMD12x12x100P	CT2MD12x12x100K	CT2IMD12x12x100K	12 x 12 x 100	13,22
CT2MD16x16x110P	CT2IMD16x16x110P	CT2MD16x16x110K	CT2IMD16x16x110K	16 x 16 x 110	16,06
CT2MD20x20x125P	CT2IMD20x20x125P	CT2MD20x20x125K	CT2IMD20x20x125K	20 x 20 x 125	21,36
CT2MD25x25x140P	CT2IMD25x25x140P	CT2MD25x25x140K	CT2IMD25x25x140K	25 x 25 x 140	31,10

Ref. CT3MD  
Ref. CT3IMD

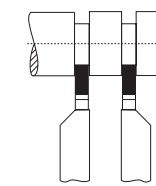
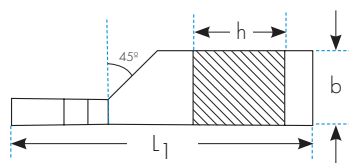
**DIN**  
**4981**

**P-20**

**K-10**

**ISO**  
**7**

LÂMINAS PARA CORTAR



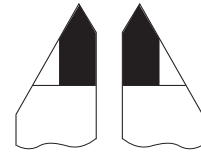
LH  
esquerdas

RH  
direitas

P20		K10		h x b x L1 mm	€
DIREITAS	ESQUERDAS	DIREITAS	ESQUERDAS		
CT3MD12x08x100P	CT3IMD12x08x100P	CT3MD12x08x100K	CT3IMD12x08x100K	12 x 8 x 100 x 3	12,36
CT3MD16x10x110P	CT3IMD16x10x110P	CT3MD16x10x110K	CT3IMD16x10x110K	16 x 10 x 110 x 4	13,50
CT3MD20x12x125P	CT3IMD20x12x125P	CT3MD20x12x125K	CT3IMD20x12x125K	20 x 12 x 125 x 5	15,61
CT3MD25x16x140P	CT3IMD25x16x140P	CT3MD25x16x140K	CT3IMD25x16x140K	25 x 16 x 140 x 6	20,70

**LÂMINAS PARA TORNO**

 Ref. CT9MD  
 Ref. CT9IMD

**DIN**  
**282**
**P-20**
**K-10**
**ISO**  
**12**
**LÂMINAS PARA ROSCAGEM DE EXTERIORES**

 LH  
 esquerdas

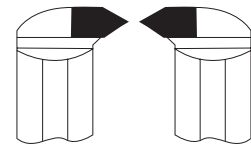
 RH  
 direitas

P20

K10

DIREITAS	ESQUERDAS	DIREITAS	ESQUERDAS	h x b x L <sub>1</sub> mm	€
CT9MD16x10x120P	CT9IMD16x10x120P	CT9MD16x10x120K	CT9IMD16x10x120K	16 x 10 x 120	15,47
CT9MD20x12x140P	CT9IMD20x12x140P	CT9MD20x12x140K	CT9IMD20x12x140K	20 x 12 x 140	18,12
CT9MD25x16x160P	CT9IMD25x16x160P	CT9MD25x16x160K	CT9IMD25x16x160K	25 x 16 x 160	23,60

 Ref. CT12MD  
 Ref. CT12IMD

**DIN**  
**283**
**P-20**
**K-10**
**ISO**  
**13**
**LÂMINAS PARA ROSCAGEM DE INTERIORES**

 LH  
 esquerdas

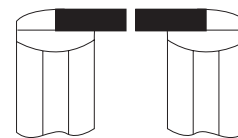
 RH  
 direitas

P20

K10

DIREITAS	ESQUERDAS	DIREITAS	ESQUERDAS	h x b x L <sub>1</sub> mm	€
CT12MD10x10x140P	CT12IMD10x10x140P	CT12MD10x10x140K	CT12IMD10x10x140K	10 x 10 x 140	25,31
CT12MD12x12x160P	CT12IMD12x12x160P	CT12MD12x12x160K	CT12IMD12x12x160K	12 x 12 x 160	25,75
CT12MD16x16x180P	CT12IMD16x16x180P	CT12MD16x16x180K	CT12IMD16x16x180K	16 x 16 x 180	33,84
CT12MD20x20x210P	CT12IMD20x20x210P	CT12MD20x20x210K	CT12IMD20x20x210K	20 x 20 x 210	40,19
CT12MD25x25x250P	CT12IMD25x25x250P	CT12MD25x25x250K	CT12IMD25x25x250K	25 x 25 x 250	56,98

 Ref. CT13MD  
 Ref. CT13IMD

**DIN**  
**263**
**P-20**
**K-10**
**ISO**  
**11**
**LÂMINAS PARA FAZER RANHURA DE INTERIORES**

 LH  
 esquerdas

 RH  
 direitas

P20

K10

DIREITAS	ESQUERDAS	DIREITAS	ESQUERDAS	h x b x L <sub>1</sub> mm	€
CT13MD12x12x160P	CT13IMD12x12x160P	CT13MD12x12x160K	CT13IMD12x12x160K	12 x 12 x 160	26,53
CT13MD16x16x180P	CT13IMD16x16x180P	CT13MD16x16x180K	CT13IMD16x16x180K	16 x 16 x 180	33,17
CT13MD20x20x210P	CT13IMD20x20x210P	CT13MD20x20x210K	CT13IMD20x20x210K	20 x 20 x 210	41,88
CT13MD25x25x250P	CT13IMD25x25x250P	CT13MD25x25x250K	CT13IMD25x25x250K	25 x 25 x 250	52,62