

BROCAS MADERA



BLUE-MASTER[®]
by CELESA


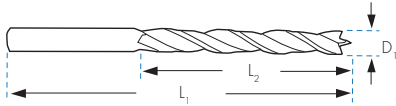
CUTTING TECHNOLOGIES

BROCA PARA MADERA DE TRES PUNTAS

Ref. BM

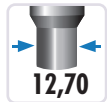


CV


Serie Standard


D ₁ mm	Ref.	L ₁ x L ₂ mm	€	SERIE LARGA 300 mm			SERIE EXTRA LARGA 450 mm		
				Ref.	L ₁ x L ₂ mm	€	Ref.	L ₁ x L ₂ mm	€
3,0	BM03	59 x 35	1,18						
4,0	BM04	74 x 41	1,31						
5,0	BM05	82 x 55	1,42	BM05X300	300x160	5,21			
6,0	BM06	88 x 58	1,77	BM06X300	300x160	4,83			
7,0	BM07	110 x 70	1,95	BM07X300	300x160	5,94			
8,0	BM08	110 x 70	2,43	BM08X300	300x160	5,50	BM08X450	450x250	12,14
9,0	BM09	110 x 70	2,85	BM09X300	300x160	6,92	BM09X450	450x250	13,72
10,0	BM10	115 x 75	3,02	BM10X300	300x160	7,08	BM10X450	450x250	15,11
11,0	BM11	135 x 85	3,77	BM11X300	300x160	8,51	BM11X450	450x250	16,46
12,0	BM12	135 x 85	4,11	BM12X300	300x160	8,56	BM12X450	450x250	18,84
13,0	BM13*	135 x 90	4,35	BM13X300*	300x160	10,66	BM13X450*	450x250	21,14
14,0	BM14*	145 x 95	4,76	BM14X300*	300x160	11,76	BM14X450*	450x250	23,47
15,0	BM15*	160 x 95	5,62	BM15X300*	300x160	12,82			
16,0	BM16*	160 x 95	6,57	BM16X300*	300x160	15,26	BM16X450*	450x250	24,82
18,0	BM18*	160 x 100	10,55	BM18X300*	300x160	19,13	BM18X450*	450x250	30,28
20,0	BM20*	175 x 100	13,05	BM20X300*	300x160	21,30	BM20X450*	450x250	33,48
22,0	BM22*	209 x 140	17,67						

* Todas las brocas por encima de 13 mm tienen el mango reducido.



REFERENCIA	BM9334	BM9335	BM9336	BM9333
Nº BROCAS	5	5	7	8
CALIDAD	SERIE STANDARD	SERIE STANDARD	SERIE STANDARD	SERIE STANDARD
CONTENIDO	Ø 4 - 5 - 6 - 8 - 10 mm	Ø 3 - 4 - 5 - 6 - 8 mm	Ø 3 - 4 - 5 - 6 - 7 - 8 - 10 mm	Ø 3 - 4 - 5 - 6 - 7 - 8 - 9 - 10 mm
P.V.P. €	12,07	11,03	17,01*	19,90

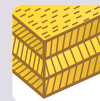

*Hasta fin de existencias

BROCA PARA MADERA DE TRES PUNTAS PROFESIONAL

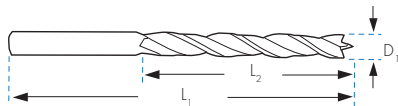
Ref. BMPR



HSS

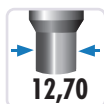


Serie Profesional



D ₁ mm	Ref.	L ₁ x L ₂ mm	€	SERIE LARGA 245 mm		SERIE EXTRA LARGA 400 mm			
				Ref.	L ₁ x L ₂ mm	€	Ref.	L ₁ x L ₂ mm	€
3,0	BMPR03	59 x 35	2,01						
4,0	BMPR04	74 x 41	2,17						
5,0	BMPR05	82 x 55	2,50						
6,0	BMPR06	88 x 58	3,31	BMPR06X245	245x160	11,35	BMPR06X400	400x160	26,78
7,0	BMPR07	110 x 70	3,84						
8,0	BMPR08	110 x 70	4,54	BMPR08X245	245x160	14,17	BMPR08X400	400x160	26,78
9,0	BMPR09	110 x 70	5,49						
10,0	BMPR10	115 x 75	5,95	BMPR10X245	245x160	17,00	BMPR10X400	400x160	32,00
11,0	BMPR11	135 x 85	7,04						
12,0	BMPR12	135 x 85	7,75	BMPR12X245	245x200	22,63	BMPR12X400	400x250	37,54
13,0	BMPR13*	135 x 90	8,29						
14,0	BMPR14*	145 x 95	9,08	BMPR14X245*	245x200	31,02	BMPR14X400*	400x250	50,74
15,0	BMPR15*	160 x 95	11,20						
16,0	BMPR16*	165 x 95	13,31	BMPR16X245*	245x200	41,37	BMPR16X400*	400x250	64,27
18,0	BMPR18*	160 x 100	18,30	BMPR18X245*	245x200	44,31	BMPR18X400*	400x250	84,59
20,0	BMPR20*	175 x 100	24,28						

* Todas las brocas por encima de 13 mm tienen el mango reducido.



REFERENCIA	BMPR9334	BMPR9335	BMPR9336	BMPR9333
Nº BROCAS	5	5	7	8
CALIDAD	SERIE PROFESIONAL	SERIE PROFESIONAL	SERIE PROFESIONAL	SERIE PROFESIONAL
CONTENIDO	Ø 4 - 5 - 6 - 8 - 10 mm	Ø 3 - 4 - 5 - 6 - 8 mm	Ø 3 - 4 - 5 - 6 - 7 - 8 - 10 mm	Ø 3 - 4 - 5 - 6 - 7 - 8 - 9 - 10 mm
P.V.P. €	21,69	20,13	30,63*	34,58

*Hasta fin de existencias

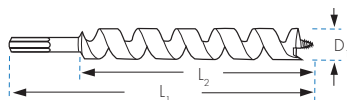
BROCA PARA MADERA CV, TIPO "S"

Ref. BM"S"



CV


 Para Ø 6 - Mango cilíndrico
 Ø Superiores - Mango hexagonal

 Tipo
S


D ₁ mm	230 mm			SERIE LARGA 460 mm			SERIE EXTRA LARGA 650 mm		
	BM	L ₁ x L ₂ mm	€	BM	L ₁ x L ₂ mm	€	BM	L ₁ x L ₂ mm	€
6,0	BM06X230	230x160	18,33	BM06X460	460x370	25,02	BM06X650	650x550	32,14
8,0	BM08X230	230x160	19,33	BM08X460	460x370	23,63	BM08X650	650x550	33,49
10,0	BM10X230	230x160	19,71	BM10X460	460x370	25,70	BM10X650	650x550	39,63
12,0	BM12X230	230x160	21,50	BM12X460	460x370	27,87	BM12X650	650x550	39,94
14,0	BM14X230	230x160	22,44	BM14X460	460x370	34,08	BM14X650	650x550	57,31
15,0	BM15X230	230x160	34,35						
16,0	BM16X230	230x160	26,10	BM16X460	460x370	40,41	BM16X650	650x550	67,97
17,0	BM17X230	230x160	39,07						
18,0	BM18X230	230x160	32,92	BM18X460	460x370	53,92	BM18X650	650x550	100,40
20,0	BM20X230	230x160	35,87	BM20X460	460x370	60,70	BM20X650	650x550	115,74
22,0	BM22X230	230x160	39,17	BM22X460	460x370	66,79	BM22X650	650x550	128,24
24,0	BM24X230	230x160	44,38	BM24X460	460x370	73,20	BM24X650	650x550	146,63
26,0	BM26X230	230x160	50,25	BM26X460	460x370	79,17	BM26X650	650x550	153,00
28,0	BM28X230	230x160	57,54	BM28X460	460x370	86,19	BM28X650	650x550	156,83
30,0	BM30X230	230x160	66,30	BM30X460	460x370	94,10	BM30X650	650x550	163,73
32,0	BM32X230	230x160	85,72	BM32X460	460x370	105,03	BM32X650	650x550	168,38
34,0	BM34X230	230x160	110,53	BM34X460	460x370	137,03	BM34X650	650x550	177,71
36,0	BM36X230	230x160	128,94	BM36X460	460x370	154,43	BM36X650	650x550	193,48
38,0	BM38X230	230x160	149,64	BM38X460	460x370	173,99	BM38X650	650x550	211,60

ESTUCHES DE MADERA CON BROCAS CV TIPO "S"


Ref. BM9440

230 mm

REFERENCIA	BM9440	BM9441	BM9442	BM9443
Nº BROCAS	5	5	4	5
CALIDAD	SERIE STANDARD	SERIE STANDARD	SERIE STANDARD	SERIE STANDARD
CONTENIDO	Ø 6 - 8 - 10 - 12 - 14 mm	Ø 12 - 14 - 16 - 18 - 20 mm	Ø 8 - 10 - 12 - 14 mm	Ø 8 - 12 - 20 - 25 - 30 mm
P.V.P. €	125,75	157,88	107,70	207,28

460 mm


REFERENCIA	BM9540	BM9541	BM9542	BM9543
Nº BROCAS	5	5	4	5
CALIDAD	SERIE STANDARD	SERIE STANDARD	SERIE STANDARD	SERIE STANDARD
CONTENIDO	Ø 6 - 8 - 10 - 12 - 14 mm	Ø 12 - 14 - 16 - 18 - 20 mm	Ø 8 - 10 - 12 - 14 mm	Ø 8 - 12 - 20 - 25 - 30 mm
P.V.P. €	203,74	275,04	179,41	371,34

BROCA PARA MADERA CV, TIPO "S"

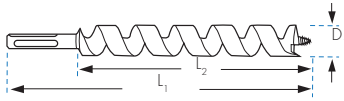
Ref. BMSDS



CV



Tipo
S



230 mm				SERIE LARGA 460 mm			SERIE EXTRA LARGA 650 mm		
D1 mm		L1 x L2 mm	€		L1 x L2 mm	€		L1 x L2 mm	€
6,0	BMSDS06X230	230x160	27,71	BMSDS06X460	460x370	37,21	BMSDS06X650	650x550	49,05
8,0	BMSDS08X230	230x160	28,54	BMSDS08X460	460x370	38,08	BMSDS08X650	650x550	49,40
10,0	BMSDS10X230	230x160	28,80	BMSDS10X460	460x370	39,52	BMSDS10X650	650x550	58,45
12,0	BMSDS12X230	230x160	32,66	BMSDS12X460	460x370	42,84	BMSDS12X650	650x550	58,92
14,0	BMSDS14X230	230x160	35,05	BMSDS14X460	460x370	52,43	BMSDS14X650	650x550	84,58
16,0	BMSDS16X230	230x160	39,26	BMSDS16X460	460x370	60,43	BMSDS16X650	650x550	100,27
18,0	BMSDS18X230	230x160	44,18	BMSDS18X460	460x370	77,91	BMSDS18X650	650x550	148,14
20,0	BMSDS20X230	230x160	47,44	BMSDS20X460	460x370	87,28	BMSDS20X650	650x550	170,78
22,0	BMSDS22X230	230x160	52,60	BMSDS22X460	460x370	96,04	BMSDS22X650	650x550	189,20
24,0	BMSDS24X230	230x160	57,87	BMSDS24X460	460x370	105,26	BMSDS24X650	650x550	200,60
25,0	BMSDS25X230	230x160	69,36	BMSDS25X460	460x370	118,82			
26,0	BMSDS26X230	230x160	69,36	BMSDS26X460	460x370	118,82	BMSDS26X650	650x550	209,32
28,0	BMSDS28X230	230x160	79,43	BMSDS28X460	460x370	128,75	BMSDS28X650	650x550	214,56
30,0	BMSDS30X230	230x160	91,53	BMSDS30X460	460x370	141,21	BMSDS30X650	650x550	224,02
32,0	BMSDS32X230	230x160	134,38	BMSDS32X460	460x370	156,90	BMSDS32X650	650x550	233,27
34,0	BMSDS34X230	230x160	151,22	BMSDS34X460	460x370	189,10	BMSDS34X650	650x550	243,13
36,0	BMSDS36X230	230x160	176,39	BMSDS36X460	460x370	213,10	BMSDS36X650	650x550	264,71
38,0	BMSDS38X230	230x160	204,72	BMSDS38X460	460x370	240,08	BMSDS38X650	650x550	289,52

BROCA PARA MADERA DE METAL DURO, TIPO "S"

Ref. BMMD

Tipo
S



MD



Geometría con plaquita de Metal Duro.
Ideal para maderas muy duras




SERIE STANDARD 230 mm				SERIE LARGA 460 mm			
D1 mm		L1 x L2 mm	€	D1 mm		L1 x L2 mm	€
12,0	BMMD12X230	230x160	47,85	15,0	BMMD15X460	460x370	96,56
14,0	BMMD14X230	230x160	56,25	17,0	BMMD17X460	460x370	116,39
15,0	BMMD15X230	230x160	56,49	18,0	BMMD18X460	460x370	131,37
16,0	BMMD16X230	230x160	56,49	20,0	BMMD20X460	460x370	139,82
17,0	BMMD17X230	230x160	63,03	22,0	BMMD22X460	460x370	151,13
20,0	BMMD20X230	230x160	74,42	24,0	BMMD24X460	460x370	164,96
22,0	BMMD22X230	230x160	80,47	26,0	BMMD26X460	460x370	186,76
24,0	BMMD24X230	230x160	90,80	28,0	BMMD28X460	460x370	199,12
26,0	BMMD26X230	230x160	117,28	30,0	BMMD30X460	460x370	204,07
28,0	BMMD28X230	230x160	128,41	32,0	BMMD32X460	460x370	257,41
30,0	BMMD30X230	230x160	135,92				
32,0	BMMD32X230	230x160	198,01				

BROCA PARA MADERA CON DOBLE CANAL

Ref. BM2P



CV


**Doble
Canal**

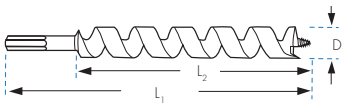

	BM2P		
	D ₁ mm	L ₁ x L ₂ mm	€
BM2P06X230	6,0	230 x 160	24,98
BM2P08X230	8,0	230 x 160	24,98
BM2P10X230	10,0	230 x 160	24,98
BM2P12X230	12,0	230 x 160	29,16
BM2P14X230	14,0	230 x 160	30,43
BM2P15X230	15,0	230 x 160	37,49
BM2P16X230	16,0	230 x 160	34,08
BM2P17X230	17,0	230 x 160	42,62
BM2P18X230	18,0	230 x 160	38,71
BM2P20X230	20,0	230 x 160	42,18
BM2P22X230	22,0	230 x 160	46,10
BM2P24X230	24,0	230 x 160	52,21
BM2P26X230	26,0	230 x 160	59,07
BM2P28X230	28,0	230 x 160	67,68
BM2P30X230	30,0	230 x 160	77,98
BM2P32X230	32,0	230 x 160	114,49
BM2P34X230	34,0	230 x 160	122,87
BM2P36X230	36,0	230 x 160	143,33
BM2P38X230	38,0	230 x 160	166,33

BROCA PARA MADERA CON CLAVOS CV, TIPO "S"

Ref. BMC

**Tipo
S**


CV



	BMC		
	D ₁ mm	L ₁ x L ₂ mm	€
BMC06X230	6,0	230 x 160	26,95*
BMC08X230	8,0	230 x 160	26,95*
BMC10X230	10,0	230 x 160	26,95*
BMC12X230	12,0	230 x 160	31,44*
BMC14X230	14,0	230 x 160	32,80*
BMC15X230	15,0	230 x 160	40,44*
BMC16X230	16,0	230 x 160	36,74*
BMC17X230	17,0	230 x 160	45,95*
BMC18X230	18,0	230 x 160	41,76*
BMC20X230	20,0	230 x 160	45,45*
BMC22X230	22,0	230 x 160	49,68*
BMC24X230	24,0	230 x 160	56,28*
BMC26X230	26,0	230 x 160	63,71*
BMC28X230	28,0	230 x 160	72,95*
BMC30X230	30,0	230 x 160	84,07*
BMC32X230	32,0	230 x 160	123,44*
BMC34X230	34,0	230 x 160	132,44*
BMC36X230	36,0	230 x 160	154,52*
BMC38X230	38,0	230 x 160	179,34*

*Hasta fin de existencias

**BROCA CV PARA MADERA, TIPO "S"
CON MANGO HEXAGONAL 1/4"**

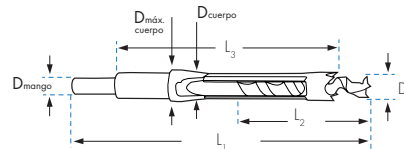
**BROCA PARA
AGUJEROS CUADRADOS EN MADERA**




Ref. BMH



Ref. BMCC



BMH				
	D1 mm		L1 x L2 mm	€
BMH03X100	3,0	1/4"	100 x 50	23,74 *
BMH04X100	4,0	1/4"	100 x 50	23,06 *
BMH05X105	5,0	1/4"	105 x 55	22,18 *
BMH06X105	6,0	1/4"	105 x 55	20,14 *
BMH07X105	7,0	1/4"	105 x 55	20,38 *
BMH08X105	8,0	1/4"	105 x 55	21,15 *
BMH09X110	9,0	1/4"	110 x 60	21,62 *
BMH10X110	10,0	1/4"	110 x 60	21,72 *
BMH12X110	12,0	1/4"	110 x 60	24,02 *
BMH13X110	13,0	1/4"	110 x 60	26,74 *
BMH14X110	14,0	1/4"	110 x 60	29,04 *
BMH15X110	15,0	1/4"	110 x 60	30,89 *
BMH16X115	16,0	1/4"	115 x 65	32,91 *
BMH17X115	17,0	1/4"	115 x 65	33,85 *
BMH19X120	19,0	1/4"	120 x 70	37,26 *
BMH22X120	22,0	3/8"	120 x 70	42,75 *
BMH23X120	23,0	3/8"	120 x 70	45,51 *
BMH24X120	24,0	3/8"	120 x 70	47,34 *
BMH26X130	26,0	3/8"	130 x 80	53,77 *
BMH27X130	27,0	3/8"	130 x 80	56,05 *
BMH28X130	28,0	3/8"	130 x 80	60,38 *
BMH29X130	29,0	3/8"	130 x 80	64,05 *
BMH30X130	30,0	3/8"	130 x 80	67,00 *
BMH33X140	33,0	3/8"	140 x 90	79,15 *
BMH36X140	36,0	3/8"	140 x 90	88,78 *

*Hasta fin de existencias

BMCC							
	D1 mm	L1 x L2 mm	L3 mm	Dmango mm	Dcuerpo mm	Dmáx.cuerpo mm	€
BMCC05	5,0	210 x 70	135	3,35	19,00	20,00	44,64
BMCC06	6,0	210 x 70	135	4,50	19,00	20,50	44,64
BMCC07	7,0	210 x 70	140	5,00	19,00	20,50	44,64
BMCC08	8,0	210 x 70	140	5,80	19,00	20,50	44,64
BMCC09	9,0	210 x 70	140	6,40	19,00	20,50	44,64
BMCC10	10,0	210 x 80	140	6,75	19,00	20,50	44,64
BMCC12	12,0	210 x 80	140	9,25	19,00	20,50	45,97
BMCC13	13,0	210 x 80	140	9,75	19,00	20,50	45,97
BMCC14	14,0	218 x 100	140	10,00	19,00	20,50	57,69
BMCC16	16,0	218 x 100	160	12,00	19,00	23,50	65,79
BMCC18	18,0	218 x 100	160	12,00	19,00	26,50	84,32
BMCC22	22,0	218 x 100	160	12,00	19,00	32,00	113,22



BROCA PLANA PARA MADERA MANGO HEXAGONAL 1/4"


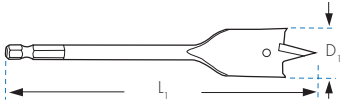
Brocas Madera

Gris

Ref. BMP



CV

Hexagonal
1/4"

	BMP		
	D ₁ mm	L ₁ mm	€
BMP06	6,0	150	3,16
BMP08	8,0	150	3,36
BMP10	10,0	150	3,56
BMP12	12,0	150	3,81
BMP13	13,0	150	4,38
BMP14	14,0	150	4,09
BMP15	15,0	150	4,79
BMP16	16,0	150	4,49
BMP17	17,0	150	5,09
BMP18	18,0	150	4,77
BMP19	19,0	150	5,41
BMP20	20,0	150	5,16
BMP22	22,0	150	5,93
BMP24	24,0	150	6,40
BMP25	25,0	150	7,21
BMP26	26,0	150	7,49
BMP28	28,0	150	7,91
BMP30	30,0	150	8,52
BMP32	32,0	150	9,07
BMP34	34,0	150	10,98
BMP35	35,0	150	11,15
BMP36	36,0	150	10,60
BMP38	38,0	150	11,13
BMP40	40,0	150	11,36



	BMPX400		
	D ₁ mm	L ₁ mm	€
BMP06X400	6,0	400	11,88
BMP08X400	8,0	400	11,88
BMP10X400	10,0	400	12,45
BMP12X400	12,0	400	13,76
BMP13X400	13,0	400	12,24
BMP14X400	14,0	400	11,83
BMP16X400	16,0	400	12,99
BMP17X400	17,0	400	13,81
BMP18X400	18,0	400	14,64
BMP19X400	19,0	400	14,65
BMP20X400	20,0	400	14,64
BMP22X400	22,0	400	16,95
BMP24X400	24,0	400	18,19
BMP25X400	25,0	400	20,73
BMP26X400	26,0	400	22,03
BMP28X400	28,0	400	23,33
BMP30X400	30,0	400	24,62
BMP32X400	32,0	400	26,44
BMP35X400	35,0	400	29,69
BMP36X400	36,0	400	33,29
BMP38X400	38,0	400	35,00
BMP40X400	40,0	400	35,49


FRESA PARA TAPONES

Ref. TM



CV



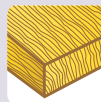
	TM			
	D ₁ mm	D ₂ mm	L mm	€
TM0800	8,0	11	140	45,53
TM1000	10,0	11	140	48,76
TM1200	12,0	13	140	57,56
TM1500	15,0	13	140	75,93
TM1600	16,0	13	140	77,26
TM2000	20,0	13	140	87,72
TM2200	22,0	13	140	96,27
TM2500	25,0	13	140	105,76
TM2600	26,0	13	140	107,66
TM3000	30,0	13	140	119,06
TM3500	35,0	16	160	132,36
TM4000	40,0	16	160	151,70

BROCA DE NUEVA GENERACIÓN 4 PUNTAS PARA MADERA TIPO CASTOR CON MANGO HEXAGONAL 1/4"

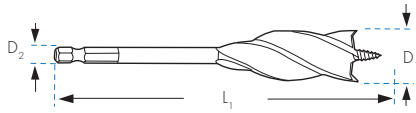
Ref. BM4P




HSS



Hasta Ø26 - Mango hexagonal 1/4"
Ø Superiores-Mango hexagonal 11 mm



**CORTE LIMPIO
FÁCIL PENETRACIÓN
GRAN RENDIMIENTO
GRAN PRECISIÓN DE ORIFICIOS**

BM4P					
	D1 mm		D2 mm	L1 mm	€
BM4P10	10,0	1/4"	6,35	165	21,52
BM4P11	11,0	1/4"	6,35	165	21,52
BM4P12	12,0	1/4"	6,35	165	23,91
BM4P13	13,0	1/4"	6,35	165	25,44
BM4P15	15,0	1/4"	6,35	165	25,44
BM4P16	16,0	1/4"	6,35	165	27,38
BM4P18	18,0	1/4"	6,35	165	28,48
BM4P19	19,0	1/4"	6,35	165	31,31
BM4P20	20,0	1/4"	6,35	165	35,21
BM4P21	21,0	1/4"	6,35	165	38,91
BM4P22	22,0	1/4"	6,35	165	38,91
BM4P24	24,0	1/4"	6,35	165	48,47
BM4P25	25,0	1/4"	6,35	165	49,12
BM4P26	26,0	1/4"	6,35	165	53,93
BM4P28	28,0	7/16"	11,11	165	56,29
BM4P30	30,0	7/16"	11,11	165	58,26
BM4P32	32,0	7/16"	11,11	165	59,56
BM4P35	35,0	7/16"	11,11	165	62,17
BM4P38	38,0	7/16"	11,11	165	67,61
BM4P40	40,0	7/16"	11,11	165	73,47



ALARGADORES PARA MANGOS DE 6,35 mm Hexagonal 1/4"



		AM
	DESCRIPCIÓN	€
AMC60	Alargador m/hexagonal, Lt 150 mm	8,55
AMC60AR	Alargador m/hexagonal, acople rápido, Lt 150 mm	18,45
AMC300	Alargador m/hexagonal, Lt 300 mm	14,82
AMSDS60	Alargador m/SDS-PLUS, Lt 60 mm	14,95
AMSDS60AR	Alargador m/SDS-PLUS, acople rápido, Lt 60 mm	29,93
AMSDS300	Alargador m/SDS-PLUS, Lt 300 mm	23,28
AMSDS300AR	Alargador m/SDS-PLUS, acople rápido, Lt 300 mm	33,75

**BROCAS PARA ENCAJE DE
 BISAGRAS DIENTES DE METAL DURO**

Ref. BB



MD



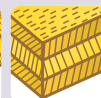
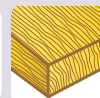
Ref. BMF

Hasta Ø 65 - Mango cilíndrico

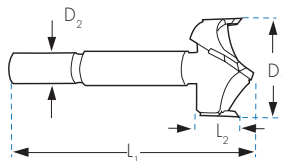
Ø Superiores - Mango hexagonal

BROCA "FORSTNER" DE CV PARA MADERA


CV



Ref. BMF1



	BB			
	D1 mm	D2 mm	L1 x L2 mm	€
*BB12B	12,0	8	90 x 15	33,36
*BB15B	15,0	8	90 x 15	34,78
*BB16B	16,0	8	90 x 15	35,25
*BB18B	18,0	8	90 x 15	37,36
*BB20B	20,0	8	90 x 15	38,93
*BB25B	25,0	8	90 x 15	45,86
*BB26B	26,0	8	90 x 15	46,73
*BB30B	30,0	8	90 x 15	51,29
*BB32B	32,0	10	90 x 15	59,14
*BB35B	35,0	10	90 x 15	58,57
*BB40B	40,0	10	90 x 15	65,27
BB50	50,0	10	90 x 15	76,80
BB55	55,0	10	90 x 15	103,22
BB60	60,0	12	90 x 15	112,25
BB65	65,0	12	90 x 15	126,09
BB70	70,0	12	90 x 15	139,84
BB75	75,0	12	90 x 15	149,83
BB80	80,0	12	90 x 15	167,56
BB85	85,0	12	90 x 15	182,66
BB90	90,0	12	90 x 15	212,45


* Herramienta en blister

	BMF			
	D1 mm	D2 mm	L1 mm	€
BMF16	16,0	13	140	49,77
BMF18	18,0	13	140	52,41
BMF20	20,0	13	140	59,74
BMF22	22,0	13	140	63,69
BMF24	24,0	13	140	69,99
BMF25	25,0	13	140	73,65
BMF26	26,0	13	140	74,48
BMF28	28,0	13	140	74,48
BMF30	30,0	13	140	69,62
BMF32	32,0	13	140	76,83
BMF35	35,0	13	140	76,83
BMF40	40,0	13	140	91,72
BMF42	42,0	13	140	83,42
BMF45	45,0	13	140	89,24
BMF50	50,0	13	140	99,19
BMF55	55,0	9	210	139,74
BMF60	60,0	9	210	152,52
BMF65	65,0	9	210	167,20
BMF70	70,0	9	210	179,97
BMF75	75,0	9	210	209,88
BMF80	80,0	9	210	223,88
BMF85	85,0	9	210	237,87
BMF90	90,0	9	210	292,86

	BMF1			
	D1 mm	D2 mm	L1 mm	€
BMF106	6,0	8,0	90	11,76
BMF108	8,0	8,0	90	11,76
BMF110	10,0	8,0	90	12,26
BMF111	11,0	8,0	90	12,75
BMF112	12,0	8,0	90	13,26
BMF113	13,0	8,0	90	13,56
BMF114	14,0	8,0	90	13,91
BMF115	15,0	8,0	90	13,91
BMF116	16,0	8,0	90	14,56
BMF118	18,0	8,0	90	17,69
BMF119	19,0	8,0	90	18,92
BMF120	20,0	8,0	90	16,48
BMF121	21,0	8,0	90	19,35
BMF122	22,0	8,0	90	18,58
BMF124	24,0	8,0	90	18,99
BMF125	25,0	8,0	90	19,51
BMF126	26,0	8,0	90	20,94
BMF127	27,0	8,0	90	21,36
BMF128	28,0	8,0	90	18,38
BMF130	30,0	8,0	90	18,38
BMF132	32,0	10,0	90	22,37
BMF134	34,0	10,0	90	23,65
BMF135	35,0	10,0	90	25,39
BMF136	36,0	10,0	90	26,24
BMF138	38,0	10,0	90	27,97
BMF140	40,0	10,0	90	28,40
BMF141	41,0	10,0	90	30,13
BMF143	43,0	10,0	90	31,39
BMF144	44,0	10,0	90	33,12
BMF145	45,0	10,0	90	32,92
BMF146	46,0	10,0	90	34,84
BMF148	48,0	10,0	90	36,99
BMF149	49,0	10,0	90	38,26
BMF150	50,0	10,0	90	36,35
BMF151	51,0	10,0	90	39,57
BMF152	52,0	10,0	90	41,30
BMF154	54,0	10,0	90	43,01
BMF157	57,0	12,5	159	61,94
BMF160	60,0	12,5	159	65,81
BMF163	63,0	12,5	159	70,56
BMF166	66,0	12,5	159	77,39
BMF170	70,0	12,5	159	86,45
BMF173	73,0	12,5	159	95,05
BMF176	76,0	12,5	159	103,65
BMF179	79,0	12,5	159	120,43
BMF183	83,0	12,5	159	135,91
BMF186	86,0	12,5	159	153,55
BMF189	89,0	12,5	159	140,78

BROCA PARA ENSAMBLAJE DE TORNILLOS EN MADERA CON MANGO HEXAGONAL

Ref. BM3



				BM3
	D1 mm	D2 mm	D3 mm	€
BM306	6,0	1,5	3,0	19,55
BM308	8,0	2,0	3,5	19,55
BM310	10,0	2,5	4,0	19,55
BM312	12,0	2,5	4,0	19,55

BROCA PARA LA INSTALACIÓN DE CERRADURAS Y BISAGRAS EN MADERA, MANGO HEXAGONAL

Ref. BM4




				BM4
	D1 mm	D2 mm		€
BM406	6,0	2,0		15,05
BM408	8,0	2,7		15,05
BM410	10,0	3,5		15,05
BM412	12,0	4,5		15,05

BROCA CV PARA MADERA CON AVELLANADOR MANGO CILÍNDRICO Y MANGO HEXAGONAL

Ref. BM5



Ref. BM6



				BM5
	D1 mm	D2 mm		€
BM506	6,0	2,3		27,69
BM508	8,0	2,7		27,69
BM510	10,0	3,1		27,69
BM512	12,0	3,5		27,69

				BM6
	D1 mm	D2 mm		€
BM603	16,0	3,0		14,72
BM604	16,0	4,0		15,69
BM605	16,0	5,0		16,39
BM606	16,0	6,0		18,14
BM607	16,0	7,0		18,49

				BM6
	D1 mm	D2 mm		€
BM608	16,0	8,0		20,14
BM609	16,0	9,0		22,13
BM610	16,0	10,0		23,41
BM611	20,0	11,0		33,66
BM612	20,0	12,0		37,20

BROCA EXTENSIBLE PARA MADERA CV

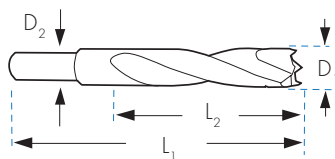

Ref. BME



		BME
	CAPACIDAD	€
BME 15/45	15-45	49,64
BME 25/75	25-75	60,87

BROCA CON 3 PUNTAS DE METAL DURO PARA MADERA

Ref. BMMD



				BMMD
	D1 mm	D2 mm	L1 x L2 mm	€
BMMD03	3,0	3,0	75 x 35	8,34
BMMD04	4,0	4,0	75 x 35	8,88
BMMD05	5,0	4,0	86 x 52	9,32
BMMD06	6,0	5,0	98 x 57	9,44
BMMD07	7,0	6,0	100 x 60	9,95
BMMD08	8,0	7,0	102 x 63	10,22
BMMD09	9,0	8,0	102 x 63	12,00
BMMD10	10,0	9,0	102 x 63	13,45
BMMD11	11,0	11,0	110 x 63	15,11
BMMD12	12,0	11,5	110 x 63	18,65
BMMD13	13,0	11,5	110 x 63	21,08
BMMD14	14,0	10,0	110 x 63	32,42
BMMD15	15,0	10,0	110 x 63	41,56
BMMD16	16,0	10,0	110 x 63	49,58
BMMD18	18,0	10,0	140 x 63	61,12
BMMD20	20,0	12,7	140 x 63	69,60
BMMD22	22,0	12,7	140 x 63	73,69
BMMD24	24,0	12,7	170 x 63	96,35
BMMD25	25,0	12,7	170 x 63	114,91
BMMD26	26,0	12,7	170 x 63	136,66
BMMD28	28,0	12,7	170 x 63	149,45
BMMD30	30,0	12,7	170 x 63	176,56

AVELLANADORES PARA MADERA


Ref. AV26

				AV25
	D1 mm	D2 mm		€
AV250312	3,0	12		9,53
AV250412	4,0	12		9,53
AV250512	5,0	12		9,53
AV250612	6,0	12		9,53
				AV26
AV260316	3,0	16		12,81
AV260416	4,0	16		12,81
AV260516	5,0	16		12,81
AV260616	6,0	16		12,81
AV260816	8,0	16		12,81

**TOPE DE PROFUNDIDAD PARA
BROCAS CON MANGO CILÍNDRICO**


Ref. TOPE

			TOPE
	D1 mm		€
TOPE03	3,0		4,49
TOPE04	4,0		5,02
TOPE05	5,0		5,48
TOPE06	6,0		6,14
TOPE08	8,0		6,54
TOPE10	10,0		6,91
TOPE12	12,0		12,90


BROCAS PARA ENCOFRADOS DE MADERA DIN 7490 MANGO CILÍNDRICO CV

Ref. BE

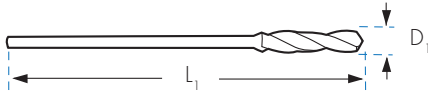


CV

**DIN
7490**



Mango roscado al cuerpo de la broca



Ref. BE06X400

Ref. BE06X600

Ref. BE06X800

Ref. BE06X1000

LONGITUD TOTAL 400 mm			
			BE
	D ₁ mm	L ₁ mm	€
BE06X400	6,0	400	17,00
BE08X400	8,0	400	17,53
BE10X400	10,0	400	20,89
BE12X400	12,0	400	27,06
BE14X400	14,0	400	29,94
BE16X400	16,0	400	34,84
BE18X400	18,0	400	42,59
BE20X400	20,0	400	57,47
BE22X400	22,0	400	76,76
BE24X400	24,0	400	87,41
BE26X400	26,0	400	98,92
BE28X400	28,0	400	107,82
BE30X400	30,0	400	113,75

LONGITUD TOTAL 600 mm			
			BE
	D ₁ mm	L ₁ mm	€
BE06X600	6,0	600	18,75
BE08X600	8,0	600	18,64
BE10X600	10,0	600	21,71
BE12X600	12,0	600	28,39
BE14X600	14,0	600	31,02
BE16X600	16,0	600	35,92
BE18X600	18,0	600	43,68
BE20X600	20,0	600	58,35
BE22X600	22,0	600	77,85
BE24X600	24,0	600	91,13
BE26X600	26,0	600	100,26
BE28X600	28,0	600	109,14
BE30X600	30,0	600	115,62

LONGITUD TOTAL 800 mm			
			BE
	D ₁ mm	L ₁ mm	€
BE06X800	6,0	800	22,35
BE08X800	8,0	800	25,28
BE10X800	10,0	800	28,11
BE12X800	12,0	800	34,33
BE14X800	14,0	800	39,33
BE16X800	16,0	800	45,97
BE18X800	18,0	800	54,72
BE20X800	20,0	800	69,26
BE22X800	22,0	800	90,34
BE24X800	24,0	800	103,50
BE26X800	26,0	800	112,53
BE28X800	28,0	800	121,32
BE30X800	30,0	800	127,28

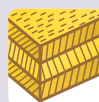

LONGITUD TOTAL 1000 mm			
			BE
	D ₁ mm	L ₁ mm	€
BE06X1000	6,0	1000	25,32
BE08X1000	8,0	1000	26,36
BE10X1000	10,0	1000	29,71
BE12X1000	12,0	1000	35,82
BE14X1000	14,0	1000	40,90
BE16X1000	16,0	1000	58,23
BE18X1000	18,0	1000	58,23
BE20X1000	20,0	1000	72,74
BE22X1000	22,0	1000	94,05
BE24X1000	24,0	1000	107,47
BE26X1000	26,0	1000	116,01
BE28X1000	28,0	1000	121,46
BE30X1000	30,0	1000	131,01

BROCAS PARA ENCOFRADOS DE MADERA MANGO SDS PLUS

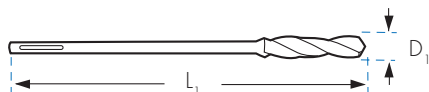
Ref. BESDS



CV

DIN
7490

Mango roscado al cuerpo de la broca



Ref. BESDS06X400

Ref. BESDS06X600

Ref. BESDS06X800

Ref. BESDS06X1000

LONGITUD TOTAL 400 mm

	BESDS		
	D ₁ mm	L ₁ mm	€
BESDS06X400	6,0	400	40,75
BESDS08X400	8,0	400	42,02
BESDS10X400	10,0	400	38,63
BESDS12X400	12,0	400	41,55
BESDS14X400	14,0	400	53,24
BESDS16X400	16,0	400	67,54
BESDS18X400	18,0	400	87,46
BESDS20X400	20,0	400	95,69
BESDS22X400	22,0	400	114,28
BESDS24X400	24,0	400	134,18
BESDS26X400	26,0	400	156,62
BESDS28X400	28,0	400	169,71
BESDS30X400	30,0	400	191,94

LONGITUD TOTAL 600 mm

	BESDS		
	D ₁ mm	L ₁ mm	€
BESDS06X600	6,0	600	41,98
BESDS08X600	8,0	600	45,10
BESDS10X600	10,0	600	40,03
BESDS12X600	12,0	600	44,65
BESDS14X600	14,0	600	59,90
BESDS16X600	16,0	600	74,14
BESDS18X600	18,0	600	95,14
BESDS20X600	20,0	600	104,66
BESDS22X600	22,0	600	120,25
BESDS24X600	24,0	600	154,41
BESDS26X600	26,0	600	172,20
BESDS28X600	28,0	600	193,36
BESDS30X600	30,0	600	217,09

LONGITUD TOTAL 800 mm

	BESDS		
	D ₁ mm	L ₁ mm	€
BESDS06X800	6,0	800	43,23
BESDS08X800	8,0	800	48,43
BESDS10X800	10,0	800	47,78
BESDS12X800	12,0	800	51,24
BESDS14X800	14,0	800	79,18
BESDS16X800	16,0	800	97,50
BESDS18X800	18,0	800	122,78
BESDS20X800	20,0	800	133,12
BESDS22X800	22,0	800	142,60
BESDS24X800	24,0	800	184,33
BESDS26X800	26,0	800	189,29
BESDS28X800	28,0	800	220,31
BESDS30X800	30,0	800	245,54

LONGITUD TOTAL 1000 mm

	BESDS		
	D ₁ mm	L ₁ mm	€
BESDS06X1000	6,0	1000	44,53
BESDS08X1000	8,0	1000	51,98
BESDS10X1000	10,0	1000	52,50
BESDS12X1000	12,0	1000	53,10
BESDS14X1000	14,0	1000	92,18
BESDS16X1000	16,0	1000	111,82
BESDS18X1000	18,0	1000	138,86
BESDS20X1000	20,0	1000	149,90
BESDS22X1000	22,0	1000	151,62
BESDS24X1000	24,0	1000	212,07
BESDS26X1000	26,0	1000	208,13
BESDS28X1000	28,0	1000	251,03
BESDS30X1000	30,0	1000	277,74