

MÈCHES À BOIS



BLUE-MASTER[®]
by celesa


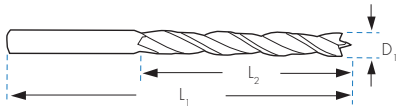
CUTTING TECHNOLOGIES

MÈCHES À BOIS TROIS POINTES

Réf. BM

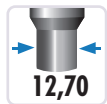


CV


**Série
Standard**


D ₁ mm	Réf.	L ₁ x L ₂ mm	€	SÉRIE LONGUE		SÉRIE EXTRA- LONGUE			
				300 mm	€	450 mm	€		
3,0	BM03	59 x 35	1,18						
4,0	BM04	74 x 41	1,31						
5,0	BM05	82 x 55	1,42	BM05X300	300x160	5,21			
6,0	BM06	88 x 58	1,77	BM06X300	300x160	4,83			
7,0	BM07	110 x 70	1,96	BM07X300	300x160	5,95			
8,0	BM08	110 x 70	2,42	BM08X300	300x160	5,50	BM08X450	450x250	12,14
9,0	BM09	110 x 70	2,86	BM09X300	300x160	6,91	BM09X450	450x250	13,71
10,0	BM10	115 x 75	3,02	BM10X300	300x160	7,08	BM10X450	450x250	15,10
11,0	BM11	135 x 85	3,78	BM11X300	300x160	8,51	BM11X450	450x250	16,46
12,0	BM12	135 x 85	4,11	BM12X300	300x160	8,56	BM12X450	450x250	18,84
13,0	BM13*	135 x 90	4,35	BM13X300*	300x160	10,66	BM13X450*	450x250	21,14
14,0	BM14*	145 x 95	4,76	BM14X300*	300x160	11,76	BM14X450*	450x250	23,47
15,0	BM15*	160 x 95	5,62	BM15X300*	300x160	12,82			
16,0	BM16*	160 x 95	6,57	BM16X300*	300x160	15,26	BM16X450*	450x250	24,82
18,0	BM18*	160 x 100	10,55	BM18X300*	300x160	19,13	BM18X450*	450x250	30,28
20,0	BM20*	175 x 100	13,05	BM20X300*	300x160	21,30	BM20X450*	450x250	33,47
22,0	BM22*	209 x 140	17,67						

* Tous les forets de $\varnothing \geq 13$ mm sont à queue réduite



RÉFÉRENCE	BM9334	BM9335	BM9336	BM9333
QUANTITÉ	5	5	7	8
QUALITÉ	SÉRIE STANDARD	SÉRIE STANDARD	SÉRIE STANDARD	SÉRIE STANDARD
CONTENU	Ø 4 - 5 - 6 - 8 - 10 mm	Ø 3 - 4 - 5 - 6 - 8 mm	Ø 3 - 4 - 5 - 6 - 7 - 8 - 10 mm	Ø 3 - 4 - 5 - 6 - 7 - 8 - 9 - 10 mm
PRIX €	13,21	12,09	18,64*	19,90

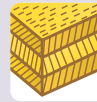

* Jusqu'à fin de stock

MÈCHES À BOIS TROIS POINTES PROFESSIONNELLES

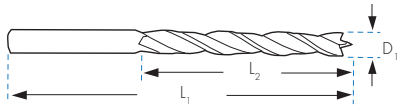
Ref. Bmpr



HSS

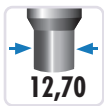


Série professionnelle



D ₁ mm		L ₁ x L ₂ mm	€	SÉRIE LONGUE		SÉRIE EXTRA- LONGUE			
				245 mm	400 mm	L ₁ x L ₂ mm	€	L ₁ x L ₂ mm	€
3,0	BMPRO3	59 x 35	2,01						
4,0	BMPRO4	74 x 41	2,18						
5,0	BMPRO5	82 x 55	2,50						
6,0	BMPRO6	88 x 58	3,31	BMPRO6X245	245x160	11,35	BMPRO6X400	400x160	26,78
7,0	BMPRO7	110 x 70	3,83						
8,0	BMPRO8	110 x 70	4,53	BMPRO8X245	245x160	14,18	BMPRO8X400	400x160	26,78
9,0	BMPRO9	110 x 70	5,49						
10,0	BMPR10	115 x 75	5,95	BMPR10X245	245x160	17,00	BMPR10X400	400x160	32,01
11,0	BMPR11	135 x 85	7,03						
12,0	BMPR12	135 x 85	7,76	BMPR12X245	245x200	22,64	BMPR12X400	400x250	37,54
13,0	BMPR13*	135 x 90	8,29						
14,0	BMPR14*	145 x 95	9,08	BMPR14X245*	245x200	31,02	BMPR14X400*	400x250	50,74
15,0	BMPR15*	160 x 95	11,20						
16,0	BMPR16*	165 x 95	13,31	BMPR16X245*	245x200	41,37	BMPR16X400*	400x250	64,29
18,0	BMPR18*	160 x 100	18,30	BMPR18X245*	245x200	44,31	BMPR18X400*	400x250	84,59
20,0	BMPR20*	175 x 100	24,28						

* Tous les forets de Ø ≥ à 13 mm sont à queue réduite




RÉFÉRENCE	BMPR9334	BMPR9335	BMPR9336	BMPR9333
QUANTITÉ	5	5	7	8
QUALITÉ	SÉRIE PROFESSIONNELLE	SÉRIE PROFESSIONNELLE	SÉRIE PROFESSIONNELLE	SÉRIE PROFESSIONNELLE
CONTENU	Ø 4 - 5 - 6 - 8 - 10 mm	Ø 3 - 4 - 5 - 6 - 8 mm	Ø 3 - 4 - 5 - 6 - 7 - 8 - 10 mm	Ø 3 - 4 - 5 - 6 - 7 - 8 - 9 - 10 mm
PRIX €	21,69	20,14	30,63*	34,57

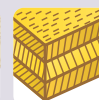
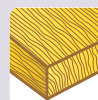
* Jusqu'à fin de stock

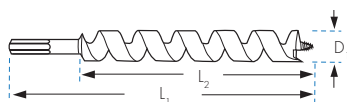
MÈCHES À BOIS QUEUE HEXAGONALE TYPE "S" À SPIRALE UNIQUE

Réf. BM"S"



CV


 Pour Ø 6 - Queue Cylindrique
 Ø Supérieurs - Queue hexagonale

 Type
S


D ₁ mm	230 mm			SÉRIE LONGUE 460 mm			SÉRIE EXTRA- LONGUE 650 mm		
	BM	L ₁ x L ₂ mm	€	BM	L ₁ x L ₂ mm	€	BM	L ₁ x L ₂ mm	€
6,0	BM06X230	230x160	15,52	BM06X460	460x370	20,26	BM06X650	650x550	26,45
8,0	BM08X230	230x160	16,12	BM08X460	460x370	20,74	BM08X650	650x550	26,64
10,0	BM10X230	230x160	16,12	BM10X460	460x370	22,56	BM10X650	650x550	31,54
12,0	BM12X230	230x160	18,82	BM12X460	460x370	24,46	BM12X650	650x550	31,79
14,0	BM14X230	230x160	19,62	BM14X460	460x370	29,92	BM14X650	650x550	45,62
15,0	BM15X230	230x160	25,58						
16,0	BM16X230	230x160	21,99	BM16X460	460x370	34,50	BM16X650	650x550	54,09
17,0	BM17X230	230x160	29,08						
18,0	BM18X230	230x160	24,74	BM18X460	460x370	44,47	BM18X650	650x550	79,90
20,0	BM20X230	230x160	26,95	BM20X460	460x370	49,82	BM20X650	650x550	92,12
22,0	BM22X230	230x160	29,44	BM22X460	460x370	54,82	BM22X650	650x550	102,05
24,0	BM24X230	230x160	33,35	BM24X460	460x370	60,07	BM24X650	650x550	108,20
26,0	BM26X230	230x160	37,76	BM26X460	460x370	65,29	BM26X650	650x550	112,90
28,0	BM28X230	230x160	43,24	BM28X460	460x370	70,74	BM28X650	650x550	115,71
30,0	BM30X230	230x160	49,82	BM30X460	460x370	77,59	BM30X650	650x550	120,82
32,0	BM32X230	230x160	58,85	BM32X460	460x370	86,20	BM32X650	650x550	126,98
34,0	BM34X230	230x160	81,37	BM34X460	460x370	103,90	BM34X650	650x550	131,14
36,0	BM36X230	230x160	96,03	BM36X460	460x370	117,09	BM36X650	650x550	142,77
38,0	BM38X230	230x160	110,19	BM38X460	460x370	131,92	BM38X650	650x550	156,16

COFFRETS DE MÈCHES À BOIS À SPIRALE UNIQUE TYPE "S"


Réf. BM9440

230 mm

RÉFÉRENCE	BM9440	BM9441	BM9442	BM9443
QUANTITÉ	5	5	4	5
QUALITÉ	SÉRIE STANDARD	SÉRIE STANDARD	SÉRIE STANDARD	SÉRIE STANDARD
CONTENU	Ø 6 - 8 - 10 - 12 - 14 mm	Ø 12 - 14 - 16 - 18 - 20 mm	Ø 8 - 10 - 12 - 14 mm	Ø 8 - 12 - 20 - 25 - 30 mm
PRIX €	102,46	125,84	88,48	170,00

460 mm


RÉFÉRENCE	BM9540	BM9541	BM9542	BM9543
QUANTITÉ	5	5	4	5
QUALITÉ	SÉRIE STANDARD	SÉRIE STANDARD	SÉRIE STANDARD	SÉRIE STANDARD
CONTENU	Ø 6 - 8 - 10 - 12 - 14 mm	Ø 12 - 14 - 16 - 18 - 20 mm	Ø 8 - 10 - 12 - 14 mm	Ø 8 - 12 - 20 - 25 - 30 mm
PRIX €	177,23	228,70	157,63	320,76

MÈCHES À BOIS QUEUE SDS PLUS TYPE "S" À SPIRALE UNIQUE

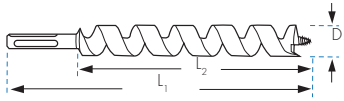
Réf. BMSDS



CV



Type
S



				SÉRIE LONGUE			SÉRIE EXTRA- LONGUE		
230 mm				460 mm			650 mm		
D1 mm		L1 x L2 mm	€		L1 x L2 mm	€		L1 x L2 mm	€
6,0	BMSDS06X230	230x160	23,27	BMSDS06X460	460x370	30,39	BMSDS06X650	650x550	39,69
8,0	BMSDS08X230	230x160	24,20	BMSDS08X460	460x370	31,09	BMSDS08X650	650x550	39,98
10,0	BMSDS10X230	230x160	24,20	BMSDS10X460	460x370	33,82	BMSDS10X650	650x550	47,29
12,0	BMSDS12X230	230x160	28,23	BMSDS12X460	460x370	36,68	BMSDS12X650	650x550	47,68
14,0	BMSDS14X230	230x160	29,44	BMSDS14X460	460x370	44,89	BMSDS14X650	650x550	68,43
16,0	BMSDS16X230	230x160	32,98	BMSDS16X460	460x370	51,73	BMSDS16X650	650x550	81,12
18,0	BMSDS18X230	230x160	37,11	BMSDS18X460	460x370	66,70	BMSDS18X650	650x550	119,84
20,0	BMSDS20X230	230x160	40,44	BMSDS20X460	460x370	74,73	BMSDS20X650	650x550	138,17
22,0	BMSDS22X230	230x160	44,17	BMSDS22X460	460x370	82,23	BMSDS22X650	650x550	153,05
24,0	BMSDS24X230	230x160	50,02	BMSDS24X460	460x370	90,12	BMSDS24X650	650x550	162,30
25,0	BMSDS25X230	230x160	56,62	BMSDS25X460	460x370	97,93			
26,0	BMSDS26X230	230x160	56,62	BMSDS26X460	460x370	97,93	BMSDS26X650	650x550	169,35
28,0	BMSDS28X230	230x160	64,85	BMSDS28X460	460x370	106,11	BMSDS28X650	650x550	173,58
30,0	BMSDS30X230	230x160	74,73	BMSDS30X460	460x370	116,38	BMSDS30X650	650x550	181,23
32,0	BMSDS32X230	230x160	109,73	BMSDS32X460	460x370	129,31	BMSDS32X650	650x550	190,46
34,0	BMSDS34X230	230x160	123,48	BMSDS34X460	460x370	155,85	BMSDS34X650	650x550	196,70
36,0	BMSDS36X230	230x160	144,03	BMSDS36X460	460x370	175,63	BMSDS36X650	650x550	214,14
38,0	BMSDS38X230	230x160	167,14	BMSDS38X460	460x370	197,86	BMSDS38X650	650x550	234,22

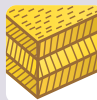
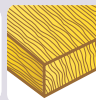
MÈCHES À BOIS EN CARBURE TYPE "S" À SPIRALE UNIQUE

Réf. BMMD

Type
S



CARBURE




Géométrie avec pointe en carbure.
Idéal pour bois très dur.



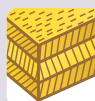

SÉRIE STANDARD				SÉRIE LONGUE			
230 mm				460 mm			
D1 mm		L1 x L2 mm	€	D1 mm		L1 x L2 mm	€
12,0	BMMD12X230	230x160	45,68	15,0	BMMD15X460	460x370	83,11
14,0	BMMD14X230	230x160	53,69	17,0	BMMD17X460	460x370	105,81
15,0	BMMD15X230	230x160	53,92	18,0	BMMD18X460	460x370	125,39
16,0	BMMD16X230	230x160	53,92	20,0	BMMD20X460	460x370	133,46
17,0	BMMD17X230	230x160	57,30	22,0	BMMD22X460	460x370	144,27
20,0	BMMD20X230	230x160	71,04	24,0	BMMD24X460	460x370	157,46
22,0	BMMD22X230	230x160	76,83	26,0	BMMD26X460	460x370	178,27
24,0	BMMD24X230	230x160	86,67	28,0	BMMD28X460	460x370	190,06
26,0	BMMD26X230	230x160	111,95	30,0	BMMD30X460	460x370	194,79
28,0	BMMD28X230	230x160	122,57	32,0	BMMD32X460	460x370	245,71
30,0	BMMD30X230	230x160	129,74				
32,0	BMMD32X230	230x160	189,02				

MÈCHES À BOIS DOUBLE GOJJURE

Réf. BM2P



CV


**Double
Goujure**

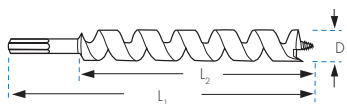

	BM2P		
	D ₁ mm	L ₁ x L ₂ mm	€
BM2P06X230	6,0	230 x 160	23,86
BM2P08X230	8,0	230 x 160	23,86
BM2P10X230	10,0	230 x 160	23,86
BM2P12X230	12,0	230 x 160	27,84
BM2P14X230	14,0	230 x 160	29,05
BM2P15X230	15,0	230 x 160	35,79
BM2P16X230	16,0	230 x 160	32,53
BM2P17X230	17,0	230 x 160	40,69
BM2P18X230	18,0	230 x 160	36,96
BM2P20X230	20,0	230 x 160	40,26
BM2P22X230	22,0	230 x 160	44,00
BM2P24X230	24,0	230 x 160	49,83
BM2P26X230	26,0	230 x 160	56,39
BM2P28X230	28,0	230 x 160	64,60
BM2P30X230	30,0	230 x 160	74,43
BM2P32X230	32,0	230 x 160	109,29
BM2P34X230	34,0	230 x 160	117,29
BM2P36X230	36,0	230 x 160	136,81
BM2P38X230	38,0	230 x 160	158,77

MÈCHES POUR LE PERÇAGE DU BOIS AVEC DES CLOUS TYPE "S"

Réf. BMC

**Type
S**


CV



	BMC		
	D ₁ mm	L ₁ x L ₂ mm	€
BMC06X230	6,0	230 x 160	25,73*
BMC08X230	8,0	230 x 160	25,73*
BMC10X230	10,0	230 x 160	25,73*
BMC12X230	12,0	230 x 160	30,00*
BMC14X230	14,0	230 x 160	31,31*
BMC15X230	15,0	230 x 160	38,59*
BMC16X230	16,0	230 x 160	35,07*
BMC17X230	17,0	230 x 160	43,86*
BMC18X230	18,0	230 x 160	39,87*
BMC20X230	20,0	230 x 160	43,40*
BMC22X230	22,0	230 x 160	47,42*
BMC24X230	24,0	230 x 160	53,71*
BMC26X230	26,0	230 x 160	60,82*
BMC28X230	28,0	230 x 160	69,65*
BMC30X230	30,0	230 x 160	80,25*
BMC32X230	32,0	230 x 160	117,83*
BMC34X230	34,0	230 x 160	126,43*
BMC36X230	36,0	230 x 160	147,50*
BMC38X230	38,0	230 x 160	171,20*

*jusque fin des stocks

**MÈCHES À BOIS QUEUE HEXAGONALE
1/4" TYPE "S" À SPIRALE UNIQUE**



Réf. BMH



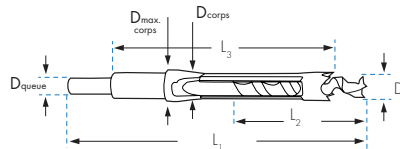
BMH				
	D ₁ mm		L ₁ x L ₂ mm	€
BMH03X100	3,0	1/4"	100 x 50	18,85 *
BMH04X100	4,0	1/4"	100 x 50	18,31 *
BMH05X105	5,0	1/4"	105 x 55	17,60 *
BMH06X105	6,0	1/4"	105 x 55	15,99 *
BMH07X105	7,0	1/4"	105 x 55	16,17 *
BMH08X105	8,0	1/4"	105 x 55	16,80 *
BMH09X110	9,0	1/4"	110 x 60	17,16 *
BMH10X110	10,0	1/4"	110 x 60	17,25 *
BMH12X110	12,0	1/4"	110 x 60	19,07 *
BMH13X110	13,0	1/4"	110 x 60	21,23 *
BMH14X110	14,0	1/4"	110 x 60	23,05 *
BMH15X110	15,0	1/4"	110 x 60	24,51 *
BMH16X115	16,0	1/4"	115 x 65	26,14 *
BMH17X115	17,0	1/4"	115 x 65	26,88 *
BMH19X120	19,0	1/4"	120 x 70	29,59 *
BMH22X120	22,0	3/8"	120 x 70	33,94 *
BMH23X120	23,0	3/8"	120 x 70	36,13 *
BMH24X120	24,0	3/8"	120 x 70	37,58 *
BMH26X130	26,0	3/8"	130 x 80	42,69 *
BMH27X130	27,0	3/8"	130 x 80	44,50 *
BMH28X130	28,0	3/8"	130 x 80	47,94 *
BMH29X130	29,0	3/8"	130 x 80	50,86 *
BMH30X130	30,0	3/8"	130 x 80	53,21 *
BMH33X140	33,0	3/8"	140 x 90	62,84 *
BMH36X140	36,0	3/8"	140 x 90	70,49 *

*jusque fin des stocks

**MÈCHES À BOIS POUR
TROUS CARRÉS**



Réf. BMCC



BMCC							
	D ₁ mm	L ₁ x L ₂ mm	L ₃ mm	D _{queue} mm	D _{corps} mm	D _{max.corps} mm	€
BMCC05	5,0	210 x 70	135	3,35	19,00	20,00	42,61
BMCC06	6,0	210 x 70	135	4,50	19,00	20,50	42,61
BMCC07	7,0	210 x 70	140	5,00	19,00	20,50	42,61
BMCC08	8,0	210 x 70	140	5,80	19,00	20,50	42,61
BMCC09	9,0	210 x 70	140	6,40	19,00	20,50	42,61
BMCC10	10,0	210 x 80	140	6,75	19,00	20,50	42,61
BMCC12	12,0	210 x 80	140	9,25	19,00	20,50	43,88
BMCC13	13,0	210 x 80	140	9,75	19,00	20,50	43,88
BMCC14	14,0	218 x 100	140	10,00	19,00	20,50	55,07
BMCC16	16,0	218 x 100	160	12,00	19,00	23,50	62,81
BMCC18	18,0	218 x 100	160	12,00	19,00	26,50	80,49
BMCC22	22,0	218 x 100	160	12,00	19,00	32,00	108,07



MÈCHES À BOIS PLATES QUEUE HEXAGONALE DE 1/4"


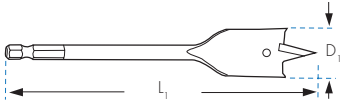
Mèches à bois

Gris

Réf. BMP/BMPL



CV

Hexagonale
1/4"

BMP			
	D ₁ mm	L ₁ mm	€
BMP06	6,0	150	2,96
BMP08	8,0	150	3,16
BMP10	10,0	150	3,40
BMP12	12,0	150	3,63
BMP13	13,0	150	4,18
BMP14	14,0	150	3,91
BMP15	15,0	150	4,49
BMP16	16,0	150	4,29
BMP17	17,0	150	4,86
BMP18	18,0	150	4,56
BMP19	19,0	150	4,98
BMP20	20,0	150	4,92
BMP22	22,0	150	5,55
BMP24	24,0	150	5,86
BMP25	25,0	150	6,82
BMP26	26,0	150	6,00
BMP28	28,0	150	6,27
BMP30	30,0	150	6,42
BMP32	32,0	150	6,85
BMP34	34,0	150	7,49
BMP35	35,0	150	7,78
BMP36	36,0	150	8,20
BMP38	38,0	150	9,46
BMP40	40,0	150	10,85




BMPX400			
	D ₁ mm	L ₁ mm	€
BMP06X400	6,0	400	11,89
BMP08X400	8,0	400	11,89
BMP10X400	10,0	400	12,45
BMP12X400	12,0	400	13,76
BMP13X400	13,0	400	12,24
BMP14X400	14,0	400	11,83
BMP16X400	16,0	400	12,99
BMP17X400	17,0	400	13,81
BMP18X400	18,0	400	14,64
BMP19X400	19,0	400	14,65
BMP20X400	20,0	400	14,64
BMP22X400	22,0	400	16,95
BMP24X400	24,0	400	18,19
BMP25X400	25,0	400	20,73
BMP26X400	26,0	400	22,03
BMP28X400	28,0	400	23,33
BMP30X400	30,0	400	24,62
BMP32X400	32,0	400	26,44
BMP35X400	35,0	400	29,69
BMP36X400	36,0	400	33,29
BMP38X400	38,0	400	35,00
BMP40X400	40,0	400	35,49


MÈCHES À BOUCHONNER

Réf. TM



CV




TM				
	D ₁ mm	D ₂ mm	L mm	€
TM0800	8,0	11	140	45,53
TM1000	10,0	11	140	48,76
TM1200	12,0	13	140	57,56
TM1500	15,0	13	140	75,93
TM1600	16,0	13	140	77,26
TM2000	20,0	13	140	87,72
TM2200	22,0	13	140	96,27
TM2500	25,0	13	140	105,76
TM2600	26,0	13	140	107,66
TM3000	30,0	13	140	119,06
TM3500	35,0	16	160	132,36
TM4000	40,0	16	160	151,70

NOUVELLE GÉNÉRATION DE MÈCHES À BOIS, 4 POINTES TYPE CASTOR, QUEUE HEXAGONALE

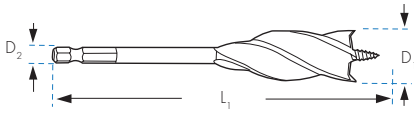
Réf. BM4P




HSS



Jusqu'à Ø26: Queue hexagonale 1/4"
Ø Supérieurs: Queue hexagonale 11 mm



COUPE PROPRE
PERÇAGE FACILE
HAUT RENDEMENT
TROUS DE HAUTE PRÉCISION

BM4P					
	D1 mm		D2 mm	L1 mm	€
BM4P10	10,0	1/4"	6,35	165	16,04
BM4P11	11,0	1/4"	6,35	165	16,62
BM4P12	12,0	1/4"	6,35	165	15,88
BM4P13	13,0	1/4"	6,35	165	19,65
BM4P15	15,0	1/4"	6,35	165	19,65
BM4P16	16,0	1/4"	6,35	165	20,67
BM4P18	18,0	1/4"	6,35	165	22,00
BM4P19	19,0	1/4"	6,35	165	24,17
BM4P20	20,0	1/4"	6,35	165	25,93
BM4P21	21,0	1/4"	6,35	165	30,05
BM4P22	22,0	1/4"	6,35	165	28,31
BM4P24	24,0	1/4"	6,35	165	37,44
BM4P25	25,0	1/4"	6,35	165	32,14
BM4P26	26,0	1/4"	6,35	165	41,64
BM4P28	28,0	7/16"	11,11	165	43,47
BM4P30	30,0	7/16"	11,11	165	44,99
BM4P32	32,0	7/16"	11,11	165	41,15
BM4P35	35,0	7/16"	11,11	165	48,01
BM4P38	38,0	7/16"	11,11	165	52,22
BM4P40	40,0	7/16"	11,11	165	56,74




RALLONGE-ADAPTATEUR POUR QUEUE HEXAGONALE DE 6,35 mm (1/4")



	DESCRIPTION	AM €
AMC60	Hexagonale, LT 150 mm.	8,56
AMC60AR	Hexagonale, changement rapide, LT 150 mm.	18,45
AMC300	Hexagonale, LT 300 mm.	14,81
AMSDS60	SDS PLUS, LT 60 mm.	14,95
AMSDS60AR	SDS PLUS, changement rapide, LT 60 mm.	29,92
AMSDS300	SDS PLUS, LT 300 mm.	23,29
AMSDS300AR	SDS PLUS, changement rapide, LT 300 mm.	33,75

**MÈCHES À BOIS DENTS EN
 CARBURE POUR CHARNIÈRES**

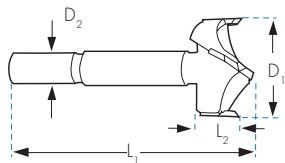
Réf. BB

**CARBURE**

Réf. BMF

Jusqu'à Ø 65: Queue Cylindrique

Ø Supérieurs: Queue Hexagonale




BB				
	D1 mm	D2 mm	L1 x L2 mm	€
*BB12B	12,0	8	90 x 15	30,25
*BB15B	15,0	8	90 x 15	31,25
*BB16B	16,0	8	90 x 15	33,36
*BB18B	18,0	8	90 x 15	34,25
*BB20B	20,0	8	90 x 15	35,55
*BB25B	25,0	8	90 x 15	43,07
*BB26B	26,0	8	90 x 15	42,67
*BB30B	30,0	8	90 x 15	46,82
*BB32B	32,0	10	90 x 15	55,54
*BB35B	35,0	10	90 x 15	53,47
*BB40B	40,0	10	90 x 15	61,30
BB50	50,0	10	90 x 15	66,36
BB55	55,0	10	90 x 15	89,18
BB60	60,0	12	90 x 15	96,98
BB65	65,0	12	90 x 15	108,95
BB70	70,0	12	90 x 15	120,82
BB75	75,0	12	90 x 15	129,46
BB80	80,0	12	90 x 15	144,77
BB85	85,0	12	90 x 15	157,81
BB90	90,0	12	90 x 15	183,56

* Outil sous blister

BMF				
	D1 mm	D2 mm	L1 mm	€
BMF16	16,0	13	140	42,68
BMF18	18,0	13	140	44,95
BMF20	20,0	13	140	51,22
BMF22	22,0	13	140	54,62
BMF24	24,0	13	140	60,03
BMF25	25,0	13	140	63,16
BMF26	26,0	13	140	63,88
BMF28	28,0	13	140	63,88
BMF30	30,0	13	140	59,71
BMF32	32,0	13	140	65,89
BMF35	35,0	13	140	65,89
BMF40	40,0	13	140	78,66
BMF42	42,0	13	140	71,09
BMF45	45,0	13	140	76,04
BMF50	50,0	13	140	84,52
BMF55	55,0	9	210	119,09
BMF60	60,0	9	210	129,97
BMF65	65,0	9	210	142,49
BMF70	70,0	9	210	153,37
BMF75	75,0	9	210	178,87
BMF80	80,0	9	210	190,78
BMF85	85,0	9	210	202,70
BMF90	90,0	9	210	242,02

MÈCHES À BOIS TYPE FORSTNER


Réf. BMF1

**CV**

BMF1				
	D1 mm	D2 mm	L1 mm	€
BMF106	6,0	8,0	90	11,77
BMF108	8,0	8,0	90	11,77
BMF110	10,0	8,0	90	12,26
BMF111	11,0	8,0	90	12,77
BMF112	12,0	8,0	90	13,26
BMF113	13,0	8,0	90	13,56
BMF114	14,0	8,0	90	13,91
BMF115	15,0	8,0	90	13,91
BMF116	16,0	8,0	90	14,57
BMF118	18,0	8,0	90	17,69
BMF119	19,0	8,0	90	18,91
BMF120	20,0	8,0	90	16,48
BMF121	21,0	8,0	90	19,36
BMF122	22,0	8,0	90	18,58
BMF124	24,0	8,0	90	18,99
BMF125	25,0	8,0	90	19,51
BMF126	26,0	8,0	90	20,94
BMF127	27,0	8,0	90	21,36
BMF128	28,0	8,0	90	18,38
BMF130	30,0	8,0	90	18,38
BMF132	32,0	10,0	90	22,37
BMF134	34,0	10,0	90	23,65
BMF135	35,0	10,0	90	25,39
BMF136	36,0	10,0	90	26,24
BMF138	38,0	10,0	90	27,97
BMF140	40,0	10,0	90	28,40
BMF141	41,0	10,0	90	30,13
BMF143	43,0	10,0	90	31,39
BMF144	44,0	10,0	90	33,13
BMF145	45,0	10,0	90	32,92
BMF146	46,0	10,0	90	34,84
BMF148	48,0	10,0	90	36,98
BMF149	49,0	10,0	90	38,26
BMF150	50,0	10,0	90	36,35
BMF151	51,0	10,0	90	39,57
BMF152	52,0	10,0	90	41,30
BMF154	54,0	10,0	90	43,01
BMF157	57,0	12,5	159	61,94
BMF160	60,0	12,5	159	65,81
BMF163	63,0	12,5	159	70,57
BMF166	66,0	12,5	159	77,39
BMF170	70,0	12,5	159	86,46
BMF173	73,0	12,5	159	95,05
BMF176	76,0	12,5	159	103,65
BMF179	79,0	12,5	159	120,43
BMF183	83,0	12,5	159	135,91
BMF186	86,0	12,5	159	153,56
BMF189	89,0	12,5	159	140,78

MÈCHE POUR ASSEMBLAGE DE VIS DANS LE BOIS QUEUE HEXAGONALE 1/4


Réf. BM3



	D1 mm	D2 mm	D3 mm	BM3 €
BM306	6,0	1,5	3,0	19,55
BM308	8,0	2,0	3,5	19,55
BM310	10,0	2,5	4,0	19,55
BM312	12,0	2,5	4,0	19,55

MÈCHE À BOIS POUR INSTALLATION DE SERRURE ET CHARNIÈRE QUEUE HEXAGONALE 1/4

Réf. BM4



	D1 mm	D2 mm	BM4 €
BM406	6,0	2,0	15,05
BM408	8,0	2,7	15,05
BM410	10,0	3,5	15,05
BM412	12,0	4,5	15,05

MÈCHE À BOIS CV À CHANFREINER QUEUE CYLINDRIQUE ET HEXAGONALE 1/4

Réf. BM5



Réf. BM6



	D1 mm	D2 mm	BM5 €
BM506	6,0	2,3	27,69
BM508	8,0	2,7	27,69
BM510	10,0	3,1	27,69
BM512	12,0	3,5	27,69

	D1 mm	D2 mm	BM6 €
BM603	16,0	3,0	6,67
BM604	16,0	4,0	6,96
BM605	16,0	5,0	7,84
BM606	16,0	6,0	8,04
BM607	16,0	7,0	8,54

	D1 mm	D2 mm	BM6 €
BM608	16,0	8,0	8,58
BM609	16,0	9,0	9,04
BM610	16,0	10,0	9,17
BM611	20,0	11,0	17,57
BM612	20,0	12,0	19,41

MÈCHES EXTENSIBLES À BOIS CV

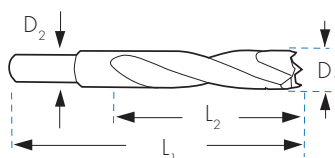

Réf. BME



		BME
		€
BME 15/45	15-45	47,34
BME 25/75	25-75	60,87

FORET 3 POINTES CARBURE POUR LE BOIS

Réf. BMMD



				BMMD
				€
	D1 mm	D2 mm	L1 x L2 mm	
BMMD03	3,0	3,0	75 x 35	8,04
BMMD04	4,0	4,0	75 x 35	8,57
BMMD05	5,0	4,0	86 x 52	8,99
BMMD06	6,0	5,0	98 x 57	9,10
BMMD07	7,0	6,0	100 x 60	9,60
BMMD08	8,0	7,0	102 x 63	9,85
BMMD09	9,0	8,0	102 x 63	10,33
BMMD10	10,0	9,0	102 x 63	11,57
BMMD11	11,0	11,0	110 x 63	12,99
BMMD12	12,0	11,5	110 x 63	16,03
BMMD13	13,0	11,5	110 x 63	18,13
BMMD14	14,0	10,0	110 x 63	27,87
BMMD15	15,0	10,0	110 x 63	35,74
BMMD16	16,0	10,0	110 x 63	42,63
BMMD18	18,0	10,0	140 x 63	52,56
BMMD20	20,0	12,7	140 x 63	59,86
BMMD22	22,0	12,7	140 x 63	71,06
BMMD24	24,0	12,7	170 x 63	92,91
BMMD25	25,0	12,7	170 x 63	110,80
BMMD26	26,0	12,7	170 x 63	131,78
BMMD28	28,0	12,7	170 x 63	144,11
BMMD30	30,0	12,7	170 x 63	170,27

FRAISE À CHANFREINER À BOIS


Réf. AV26

				AV25
				€
	D1 mm	D2 mm		
AV250312	3,0	12		9,53
AV250412	4,0	12		9,53
AV250512	5,0	12		9,53
AV250612	6,0	12		9,53
				AV26
AV260316	3,0	16		12,81
AV260416	4,0	16		12,81
AV260516	5,0	16		12,81
AV260616	6,0	16		12,81
AV260816	8,0	16		12,81

**BUTOIRS DE LIMITATION DE PROFONDEUR
POUR FORETS À QUEUE CYLINDRIQUE**


Réf. TOPE

			TOPE
			€
	D1 mm		
TOPE03	3,0		4,49
TOPE04	4,0		5,03
TOPE05	5,0		5,49
TOPE06	6,0		6,14
TOPE08	8,0		6,54
TOPE10	10,0		6,92
TOPE12	12,0		12,90


MÈCHES À BOIS CV POUR COFFRAGE QUEUE CYLINDRIQUE

Réf. BE

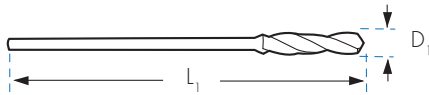


CV

**DIN
7490**



Queue vissée au corps de la mèche



Réf. BE06X400

Réf. BE06X600

Réf. BE06X800

Réf. BE06X1000

LONGUEUR 400 mm			
	D ₁ mm	L ₁ mm	BE €
BE06X400	6,0	400	17,00
BE08X400	8,0	400	17,54
BE10X400	10,0	400	20,89
BE12X400	12,0	400	27,06
BE14X400	14,0	400	29,94
BE16X400	16,0	400	34,84
BE18X400	18,0	400	42,59
BE20X400	20,0	400	57,48
BE22X400	22,0	400	76,76
BE24X400	24,0	400	87,42
BE26X400	26,0	400	98,92
BE28X400	28,0	400	107,82
BE30X400	30,0	400	113,75

LONGUEUR 600 mm			
	D ₁ mm	L ₁ mm	BE €
BE06X600	6,0	600	18,76
BE08X600	8,0	600	18,95
BE10X600	10,0	600	21,71
BE12X600	12,0	600	28,39
BE14X600	14,0	600	31,02
BE16X600	16,0	600	35,92
BE18X600	18,0	600	43,69
BE20X600	20,0	600	58,35
BE22X600	22,0	600	77,85
BE24X600	24,0	600	91,13
BE26X600	26,0	600	100,26
BE28X600	28,0	600	109,13
BE30X600	30,0	600	115,61

LONGUEUR 800 mm			
	D ₁ mm	L ₁ mm	BE €
BE06X800	6,0	800	22,34
BE08X800	8,0	800	25,28
BE10X800	10,0	800	28,12
BE12X800	12,0	800	34,34
BE14X800	14,0	800	39,34
BE16X800	16,0	800	45,97
BE18X800	18,0	800	54,72
BE20X800	20,0	800	69,26
BE22X800	22,0	800	90,33
BE24X800	24,0	800	103,51
BE26X800	26,0	800	112,53
BE28X800	28,0	800	121,32
BE30X800	30,0	800	127,27


LONGUEUR 1000 mm			
	D ₁ mm	L ₁ mm	BE €
BE06X1000	6,0	1000	25,32
BE08X1000	8,0	1000	26,36
BE10X1000	10,0	1000	29,71
BE12X1000	12,0	1000	35,83
BE14X1000	14,0	1000	40,88
BE16X1000	16,0	1000	58,23
BE18X1000	18,0	1000	58,23
BE20X1000	20,0	1000	72,74
BE22X1000	22,0	1000	94,06
BE24X1000	24,0	1000	107,47
BE26X1000	26,0	1000	116,01
BE28X1000	28,0	1000	121,46
BE30X1000	30,0	1000	131,01

MÈCHES À BOIS CV POUR COFFRAGE QUEUE SDS-PLUS

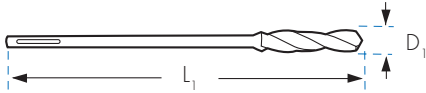
Réf. BESDS



CV

DIN
7490

Queue vissée au corps de la mèche



Réf. BESDS06X400

Réf. BESDS06X600

Réf. BESDS06X800

Réf. BESDS06X1000

LONGUEUR 400 mm			
BESDS			
	D ₁ mm	L ₁ mm	€
BESDS06X400	6,0	400	31,49
BESDS08X400	8,0	400	32,47
BESDS10X400	10,0	400	31,28
BESDS12X400	12,0	400	31,66
BESDS14X400	14,0	400	36,51
BESDS16X400	16,0	400	40,52
BESDS18X400	18,0	400	54,15
BESDS20X400	20,0	400	65,61
BESDS22X400	22,0	400	83,80
BESDS24X400	24,0	400	124,25
BESDS26X400	26,0	400	142,38
BESDS28X400	28,0	400	154,28
BESDS30X400	30,0	400	174,48

LONGUEUR 600 mm			
BESDS			
	D ₁ mm	L ₁ mm	€
BESDS06X600	6,0	600	32,43
BESDS08X600	8,0	600	34,86
BESDS10X600	10,0	600	32,40
BESDS12X600	12,0	600	33,16
BESDS14X600	14,0	600	38,22
BESDS16X600	16,0	600	41,66
BESDS18X600	18,0	600	57,98
BESDS20X600	20,0	600	67,77
BESDS22X600	22,0	600	87,04
BESDS24X600	24,0	600	142,97
BESDS26X600	26,0	600	156,54
BESDS28X600	28,0	600	175,78
BESDS30X600	30,0	600	197,36

LONGUEUR 800 mm			
BESDS			
	D ₁ mm	L ₁ mm	€
BESDS06X800	6,0	800	32,62
BESDS08X800	8,0	800	35,81
BESDS10X800	10,0	800	36,04
BESDS12X800	12,0	800	36,35
BESDS14X800	14,0	800	48,22
BESDS16X800	16,0	800	52,28
BESDS18X800	18,0	800	71,43
BESDS20X800	20,0	800	82,29
BESDS22X800	22,0	800	98,53
BESDS24X800	24,0	800	167,57
BESDS26X800	26,0	800	172,09
BESDS28X800	28,0	800	200,29
BESDS30X800	30,0	800	223,22

LONGUEUR 1000 mm			
BESDS			
	D ₁ mm	L ₁ mm	€
BESDS06X1000	6,0	1000	31,58
BESDS08X1000	8,0	1000	36,85
BESDS10X1000	10,0	1000	37,23
BESDS12X1000	12,0	1000	37,64
BESDS14X1000	14,0	1000	56,14
BESDS16X1000	16,0	1000	59,97
BESDS18X1000	18,0	1000	80,80
BESDS20X1000	20,0	1000	92,67
BESDS22X1000	22,0	1000	102,89
BESDS24X1000	24,0	1000	192,79
BESDS26X1000	26,0	1000	195,16
BESDS28X1000	28,0	1000	228,21
BESDS30X1000	30,0	1000	252,49